

TECHNICAL MANUAL

**ORGANIZATIONAL MAINTENANCE REPAIR PARTS AND
SPECIAL TOOLS LISTS
FOR**

RADAR SET AN/FPN -40

(NSN 5840-00-752-0603)

HEADQUARTERS, DEPARTMENT OF THE ARMY

FEBRUARY 1979

ORGANIZATIONAL MAINTENANCE REPAIR PARTS AND SPECIAL TOOLS LISTS
FOR
RADAR SET AN/FPN-40
(NSN 5840-00-752-0603)
Current as of 28 August 1978

REPORTING OF ERRORS

You can improve this manual by recommending improvements using DA Form 2028-2 located in the back of the manual. Simply tear out the self-addressed form, fill it out as shown on the sample, fold it where shown, and drop it in the mail.

If there are no blank DA Forms 2028-2 in the back of your manual, use the standard DA Form 2028 (Recommended Changes to Publications and Blank Forms) and forward to the Commander, US Army Communications and Electronics Materiel Readiness Command, ATTN.: DRSEL-ME-MQ, Fort Monmouth, NJ 07703.

In either case a reply will be furnished direct to you.

Table of Contents

SECTION		Page	Illus Figure
	I. Introduction	1	
	II. Repair parts list	5	
GROUP	00 Radar Set AN/FPN-40.....	5	1
	01 Control-Indicator Group OA-2664/FPN-40 (No parts authorized)		
	0101 Cabinet and rack assembly (No parts authorized)		
	010101 Cabinet, Electrical Equipment CY-2094/FPN-33	7	2
	010102 Rack, Electrical Equipment MT- 3476/FPN-40 (No parts authorized)		
	0102 Control, Radar Set C-2074A/FPN-33	11	3,4
	0103 Computer, Navigational CP-338/FPN-33	17	5
	010301 Chassis	19	6
	010302 Computer subassembly 78337 (No parts authorized)		
	010303 Computer subassembly 78339 (No parts authorized)		
	010304 Computer subassembly 78341 (No parts authorized)		
	010305 Computer subassembly 78343 (No parts authorized)		
	010306 Computer subassembly 78345 (No parts authorized)		
	010307 Computer subassembly 182460-1 (No parts authorized)		
	010308 Voltage regulator (No parts authorized)		
	0104 Indicator, AZ-EL Range IP-800/FPN-40	23	7
	010401 Cabinet, electrical, equipment (No parts authorized)		
	010402 Tilt meter assembly (No parts authorized)		
	010403 Ring assembly, Cathode ray (No parts authorized)		
	010404 Structure assembly (No parts authorized)		
	010405 Coil assembly, focus (No parts authorized)		
	010406 Indicator, position (No parts authorized)		
	010407 Indicator subassembly	25	8
	010408 Amplifier, Video AM-4339/FPN-40 (No parts authorized)		
	01040801 Amplifier subassembly 93233 (No parts authorized)		
	01040802 Amplifier subassembly 93234 (No parts authorized)		
	010409 Power Supply PP-607/GPN (No parts authorized)		
	01040901 Cable assembly, special purpose 40817 (No parts authorized)		
	0105 Panel, Power Distribution SB-1116A/FPN-40	29	9

*This manual supersedes TM 11-5840-293- 20P, 25 September 1971.

	0106 Synchronizer-Generator, Electronic Marker SN-386/FPN-40	33	10
	010601 Synchronizer converter 180099-1 (No parts authorized)		
	010602 Generator subassembly (No parts authorized)		
	010603 Timing control (No parts authorized)		
	010604 Countdown assembly, range mark (No parts authorized)		
	010605 Sweep generator (No parts authorized)		
	010606 Generator, precision range mark (No parts authorized)		
	010607 Oscillator, range mark (No parts authorized)		
GROUP	02 Power supply group, indicator	35	11
	0201 Cabinet, electrical equipment (No parts authorized)		
	020101 Rack assembly, electrical equipment (No parts authorized)		
	0202 Power Supply PP-1633/FPN-33	37	12
	020201 Power supply subassembly 78090 (No parts authorized)		
	020202 Power supply subassembly 78091 (No parts authorized)		
	03 Video Amplifier Group OA-2032/FPN-33 (No parts authorized)		
	0301 Cabinet, Electrical Equipment CY-2092/FPN-33 (No parts authorized)		
	0302 Video Amplifier AM-158/FPN-33	39	13
	030201 Chassis, electrical equipment	41	14
	030202 Amplifier subassembly 75188 (No parts authorized)		
	030203 Amplifier subassembly 80650 (No parts authorized)		
	030204 Amplifier subassembly 77525 (No parts authorized)		
	030205 Switch assembly (No parts authorized)		
	04 Radar Set Group OA-2665/FPN-40	45	15
	0401 Antenna Group OA-2666/FPN-40 (No parts authorized)		
	040101 Elevation Antenna AS-1080/FPN-40 (No parts authorized)		
	040102 Azimuth Antenna AS-1079/FPN-40 (No parts authorized)		
	040103 Antenna Pedestal Subassembly AB-642/FPN-40 (No parts authorized)		
	04010301 Cable assembly, power 73823 (No parts authorized)		
	04010302 Cable assembly, power 76544 (No parts authorized)		
	04010303 Cable assembly, power 95682 (No parts authorized)		
	04010304 Drive assembly, search (No parts authorized)		
	0401030401 Cable assembly, special purpose 89138 (No parts authorized)		
	0401030402 Actuator, scan (No parts authorized)		
	0401030403 Actuator antenna-tilt (No parts authorized)		
	0401030404 Gear box assembly, search drive (No parts authorized)		
	040104 Antenna Pedestal Subassembly AB-644/FPN-40 (No parts authorized)		
	04010401 Cable assembly power 95683 (No parts authorized)		
	04010402 Cable assembly, power 78780 (No parts authorized)		
	04010403 Drive assembly, elevation (No parts authorized)		
	0401040301 Actuator, antenna servo (Same as group 0401030403)		
	0401040302 Actuator assembly, 7-31 degrees (No parts authorized)		
	04010403021 Motor, actuator (No parts authorized)		
	040105 Antenna Pedestal Subassembly AB-643/FPN-40 (No parts authorized)		
	04010501 Cable assembly, power 73822 (No parts authorized)		
	04010502 Cable assembly, power 73820 (No parts authorized)		
	04010503 Cable assembly, power 76543 (No parts authorized)		
	04010504 Terminal board assembly (No parts authorized)		
	04010505 Wiring harness (No parts authorized)		
	04010506 Drive assembly, precision (No parts authorized)		
	0401050601 Window assembly, observation (No parts authorized)		
	0401050602 Dash pot assembly (No parts authorized)		
	0401050603 Gear box assembly, precision drive (No parts authorized)		
	04010506031 Cable assembly, power 76560 (No parts authorized)		
	04010507 Drive assembly, antenna mount (No parts authorized)		
	0401050701 Cable assembly, power 73221 (No parts authorized)		
	0402 Receiver-Transmitter Group OA-2667/FPN-40 (No parts authorized)		
	040201 Radar Set Group Case CY-211/FPN-33 (No parts authorized)		
	040202 Cabinet, Electrical Equipment CY-2830/FPN-40 (No parts authorized)		
	04020201 Cable assembly, power 71496 (No parts authorized)		
	040203 Control Monitor C-2124A/FPN-33	47	16
	040204 Power Supply PP-1670/FPN-33	49	17
	040205 Power Supply PP-2489/FPN	51	18

		Page	Illus Figure
	040206 Receiver, Radar R-981/FPN-40	53	19
	04020601 Chassis, electrical equipment (No parts authorized)		
	04020602 Amplifier assembly intermediate frequency (No parts authorized)		
	04020603 Control assembly STC (No parts authorized)		
	04020604 Synchronizer assembly (No parts authorized)		
	040207 Transmitter, RadarT-749A/FPN (No parts authorized)		
	04020701 Transmitter subassembly 75049 (No parts authorized)		
	04020702 Transmitter subassembly 85800 (No parts authorized)		
	04020703 Oscillator, Pulse Delay O-1284/FPN (No parts authorized)		
	040208 Wiring installation (No parts authorized)		
	040209 Video Amplifier AM-1577A/FPN-33 (No parts authorized)		
	04020901 Chassis electrical equipment (No parts authorized)		
	04020902 Amplifier subassembly 75086 (No parts authorized)		
	04020903 Amplifier subassembly 75116 (No parts authorized)		
	04020904 Amplifier subassembly 75124 (No parts authorized)		
	040210 Cable installation, transmitter 73833 (No parts authorized)		
GROUP	05 Cable installation, local (No parts authorized)		
	0501 Cable assembly, power (W4401) (No parts authorized)		
	0502 Cable assembly, power (W4402) (No parts authorized)		
	0503 Cable assembly, power (W4403) (No parts authorized)		
	0504 Cable assembly, power (W4415) (No parts authorized)		
	0505 Cable assembly, power (W4416) (No parts authorized)		
	06 Tiedowns	55	20
	07 Telescope (No parts authorized)		
	08 Simulator Radar Target SM- 104/GP (No parts authorized)		
SECTION	III. Special tools list (Not applicable)		
	IV. National stock number and part number index	56	

SECTION I

INTRODUCTION

1. Scope

This manual lists spares and repair parts; special tools; special test, measurement, and diagnostic equipment (TMDE), and other special support equipment required for performance of organizational maintenance of the AN/FPN-40. It authorizes the requisitioning and issue of spares and repair parts as indicated by the source and maintenance codes.

2. General

This Repair Parts and Special Tools List is divided into the following sections:

a. Section II. Repair Parts List. A list of spares and repair parts authorized for use in the performance of maintenance. The list also includes parts which must be removed for replacement of the authorized parts. Parts lists are composed of functional groups in numeric sequence, with the parts in each group listed in figure and item. number sequence.

b. Section II. Special Tools List. Not applicable.

c. Section IV. National Stock Number and Part Number Index. A list, in National item identification number (NIIN) sequence, of all National stock numbers (NSN) appearing in the listings, followed by a list, in alphanumeric sequence, of all part numbers appearing in the listings. National stock numbers and part numbers are cross-referenced to each illustration figure and item number appearance.

3. Explanation of Columns

a. Illustration. This column is divided as follows:

(1) *Figure number.* Indicates the figure number of the illustration on which the item is shown.

(2) *Item number.* The number used to identify item called out in the illustration.

b. Source, Maintenance, and Recoverability (SMR) Codes.

(1) *Source code.* Source codes indicate the manner of acquiring support items for maintenance, repair, or overhaul of end items. Source codes are entered in the first and second positions of the Uniform

SMR Code format as follows:

<i>Code</i>	<i>Definition</i>
PA--	Item procured and stocked for anticipated or known usage.
PD--	Support item, excluding support equipment, procured for initial issue or outfitting and stocked only for subsequent or additional initial issues or outfittings. Not subject to automatic replenishment.
XD--	A support item that is not stocked. When required, item will be procured through normal supply channels.

NOTE

Cannibalization or salvage may be used as a source of supply for any items source coded above except those coded XA and aircraft support items as restricted by AR 700-42.

(2) *Maintenance code.* Maintenance codes are assigned to indicate the levels of maintenance authorized to USE and REPAIR support items. The maintenance codes are entered in the third and fourth positions of the Uniform SMR Code format as follows:

(a) The maintenance code entered in the third position will indicate the lowest maintenance level authorized to remove, replace, and use the support item. The maintenance code entered in the third position will indicate one of the following levels of maintenance:

<i>Code</i>	<i>Application/Explanation</i>
C--	Crew or operator maintenance performed within organizational maintenance.
O--	Support item is removed, replaced, used at the organizational level.

(b) The maintenance code entered in the fourth position indicates whether the item is to be repaired and identifies the lowest maintenance level with the capability to perform complete repair (i.e., all authorized maintenance functions). This position will contain one of the following maintenance codes:

<i>Code</i>	<i>Application/Explanation</i>
F--	The lowest maintenance level capable of complete repair of the support item is the direct support level.
H--	The lowest maintenance level capable of complete repair of the support item is the general support level.
D--	The lowest maintenance level capable of complete repair of the support item is the depot level.
Z--	Nonreparable. No repair is authorized.

(3) *Recoverability code.* Recoverability codes are assigned to support items to indicate the disposition action on unserviceable items. The recoverability code is entered in the fifth position of the Uniform SMR Code format as follows:

<i>Revocability codes</i>	<i>Definition</i>
Z--	Nonreparable item. When unserviceable, condemn and dispose at the level indicated in position 3.
F--	Reparable item. When uneconomically repairable, condemn and dispose at the direct support level.
H--	Reparable item. When uneconomically repairable, condemn and dispose at the general support level.
D--	Reparable item. When beyond lower level repair capability, return to depot. Condemnation disposal not authorized below depot level.

c. National Stock Number. Indicates the National stock number assigned to the item and will be used for requisitioning purposes.

d. Part Number. Indicates the primary number used by the manufacturer (individual, company, firm, corporation, or Government activity), which controls the design and characteristics of the item by means of its engineering drawings, specifications, standards, and inspection requirements to identify an item or range of items.

NOTE

When a stock numbered item is requisitioned, the repair part received may have a different part number than the part being replaced.

e. Federal Supply Code for Manufacturer (FSCM). The FSCM is a 5-digit numeric code listed in SB 708-42 which is used to identify the manufacturer, distributor, or Government agency, etc.

f. Description. Indicates the Federal item name and, if required, a minimum description to identify the item.

g. Unit of Measure (U/M). Indicates the standard of the basic quantity of the listed item as used in performing the actual maintenance function. This measure is expressed by a two-character alphabetical abbreviation (e.g., ea, in, pr, etc). When the unit of measure differs from the unit of issue, the lowest unit of issue that will satisfy the required units of measure will be requisitioned.

h. Quantity Incorporated in Unit. Indicates the quantity of the item used in the breakout shown on the illustration figure, which is prepared for a functional group, subfunctional group, or an assembly.

4. Special Information

a. The following publication pertains to the AN/FPN-40 and its components.
TM 11-5840-293-12, Radar Set AN/FPN-40

b. The illustrations in this manual are identical to those published in TM 11-5840-293-34P. Only those parts assigned the third position SMR maintenance code "C" or "O" are listed in the tabular listing, therefore, there may be a break in the item number sequence. Only illustrations containing /organizational authorized items appear in this manual.

5. How to Locate Repair Parts

a. When National stock number or part number is unknown.

(1) *First.* Using the table of contents, determine the functional group within which the item belongs. This is necessary since illustrations are prepared for functional groups and listings are divided into the same groups.

(2) *Second.* Find the illustration covering the functional group to which the item belongs.

(3) *Third.* Identify the item on the illustration and note the illustration figure and item number of the item.

(4) *Fourth.* Using the Repair Parts Listing, find the figure and item number noted on the illustration.

b. When National stock number or part number is known.

(1) *First.* Using the Index of National Stock Numbers and Part Numbers, find the pertinent National stock number or part number. This index is in NIIN sequence followed by a list of part-numbers in alphanumeric sequence, cross-referenced to the illustration figure number and item number.

(2) *Second.* After finding the figure and item number, locate the figure and item number in the repair parts list.

6. Abbreviations

Not applicable.

(Next printed page is 4)

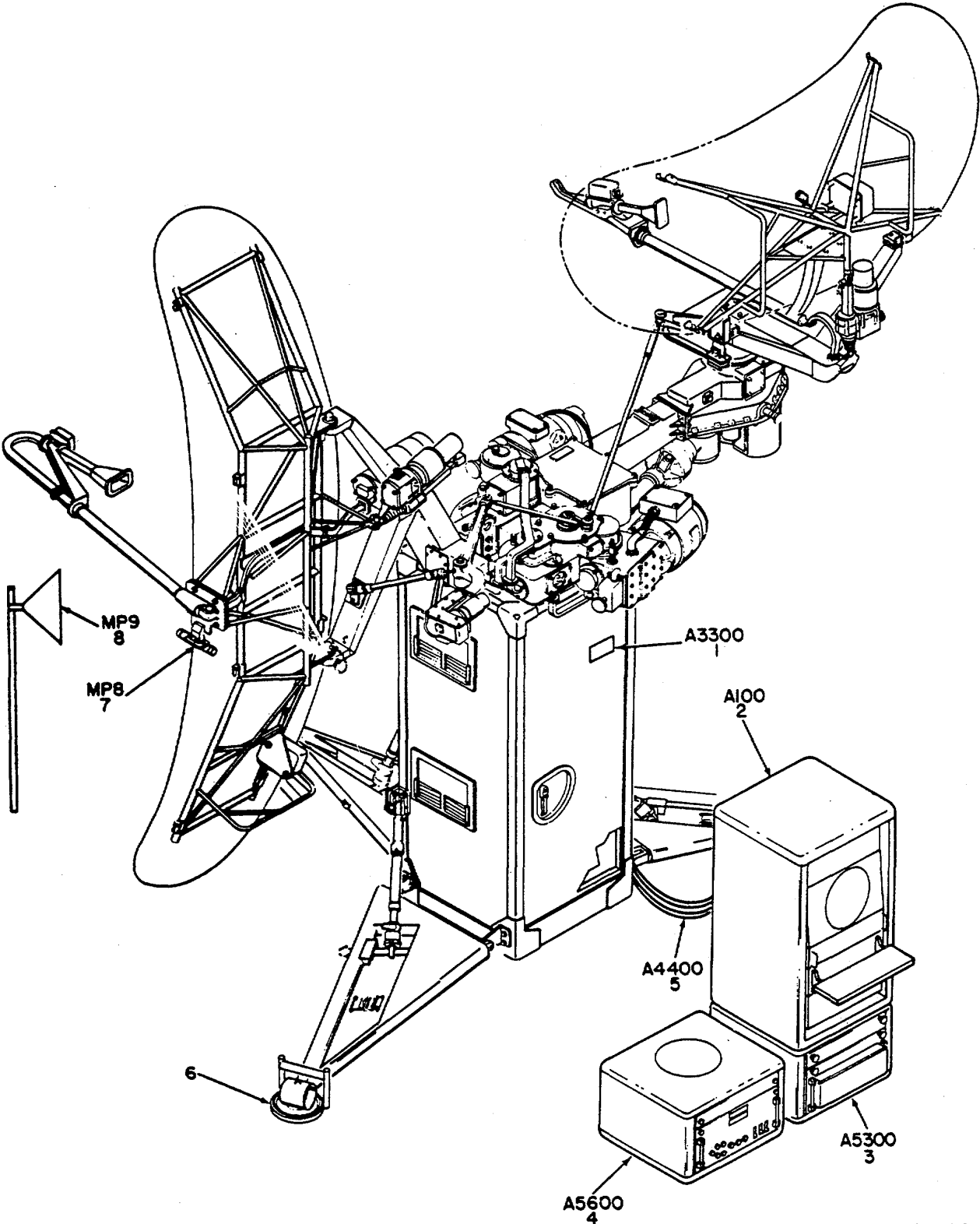
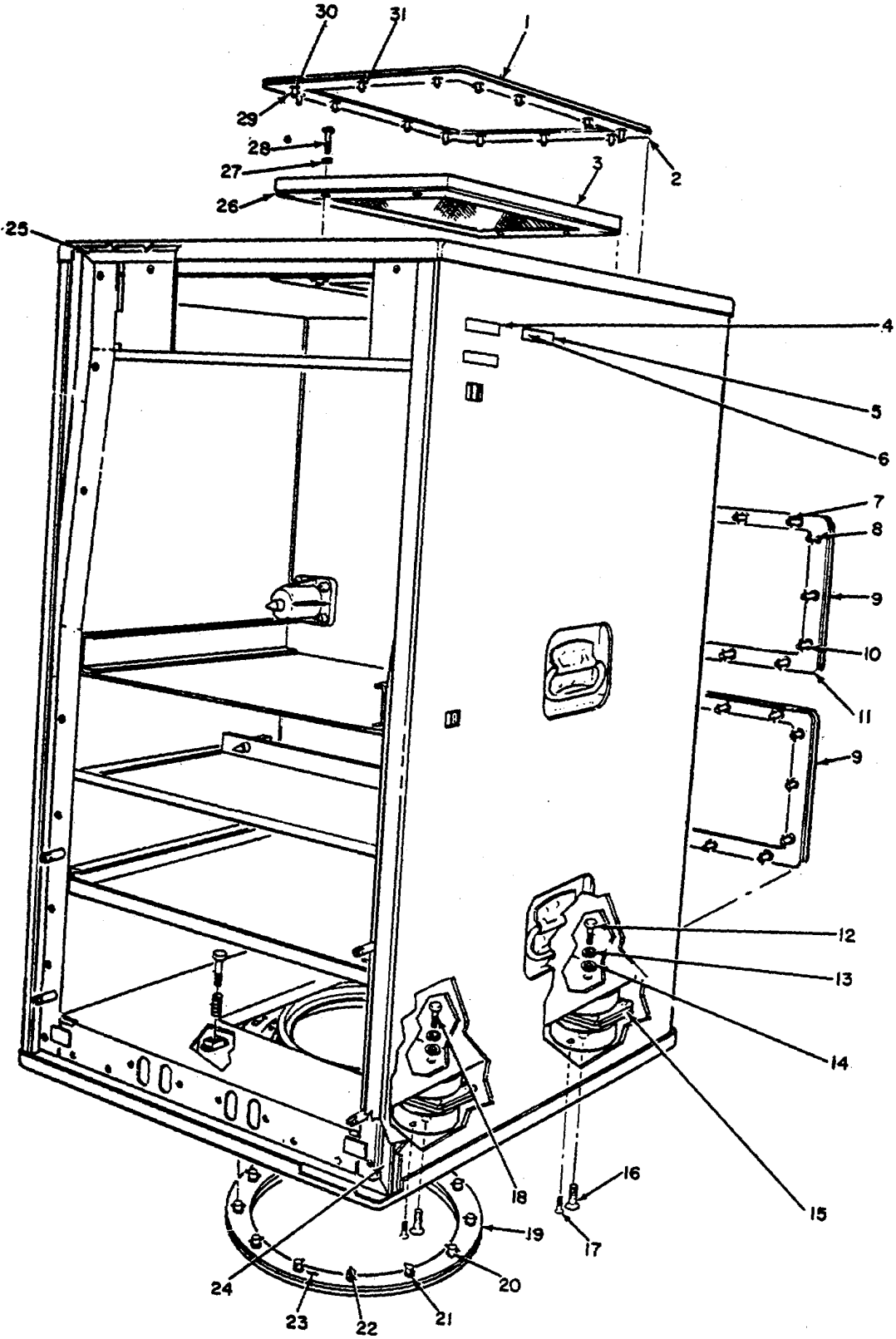


Figure 1. Radar Set AN/FPN-40.

SECTION II

TM 11-5840-293-20P

(1) ILLUSTRATION		(2)	(3)	(4)	(5)	(6) DESCRIPTION	(7)	(8)
(a) FIG NO.	(b) ITEM NO.	SMR CODE	NATIONAL STOCK NUMBER	PART NUMBER	FSCM	USABLE ON CODE	U/M	QTY INC IN UNIT
						GROUP 00 RADAR SET AN/FPN-40		
1	1	PDOFF	5840-00-752-0620	OA266FPN40	80058	RADAR SET GROUP	EA	1
1	2	PDOFF	5840-00-775-3765	OA264FPN40	80058	CONTROL IND GROUP	EA	1
1	6	PAOZZ	8135-00-138-8614	74674	24930	PAD, FOOT	EA	3
1	7	PAOOO	6650-00-138-8609	127063	24930	SCOPE, W/MOUNT	EA	1
1	8	PAOZZ	5840-00-562-6278	SM104GP	80058	SIMULATOR, RADAR	EA	12



EL3VK005

Figure 2. Cabinet, Electrical Equipment CY-2094/FPN-33.

SECTION II

TM 11-5840-293-20P

(1) ILLUSTRATION		(2)	(3)	(4)	(5)	(6)	(7)	(8)
(a) FIG NO.	(b) ITEM NO.	SMR CODE	NATIONAL STOCK NUMBER	PART NUMBER	FSCM	DESCRIPTION USABLE ON CODE	U/M	QTY INC IN UNIT
2	1	PAOHH	5840-00-145-6826	78844	24930	GROUP 010101 CABINET, ELECTRICAL EQUIPMENT CY-2094/FPN-33		
2	19	PAOHH	5840-00-145-6822	78834	24930	COVER, SHIPPING..... COVER, SHIPPING.....	EA EA	1 1

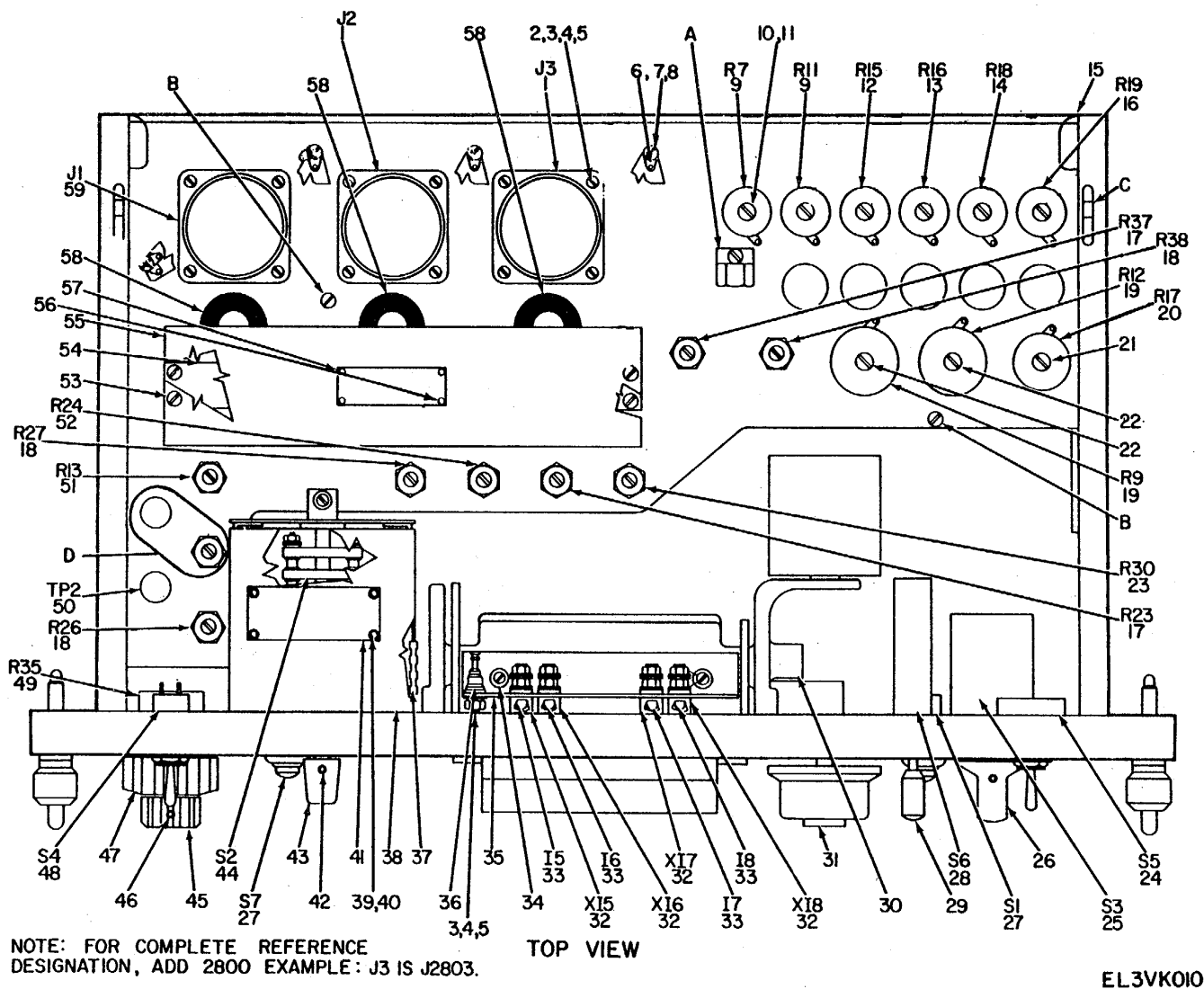
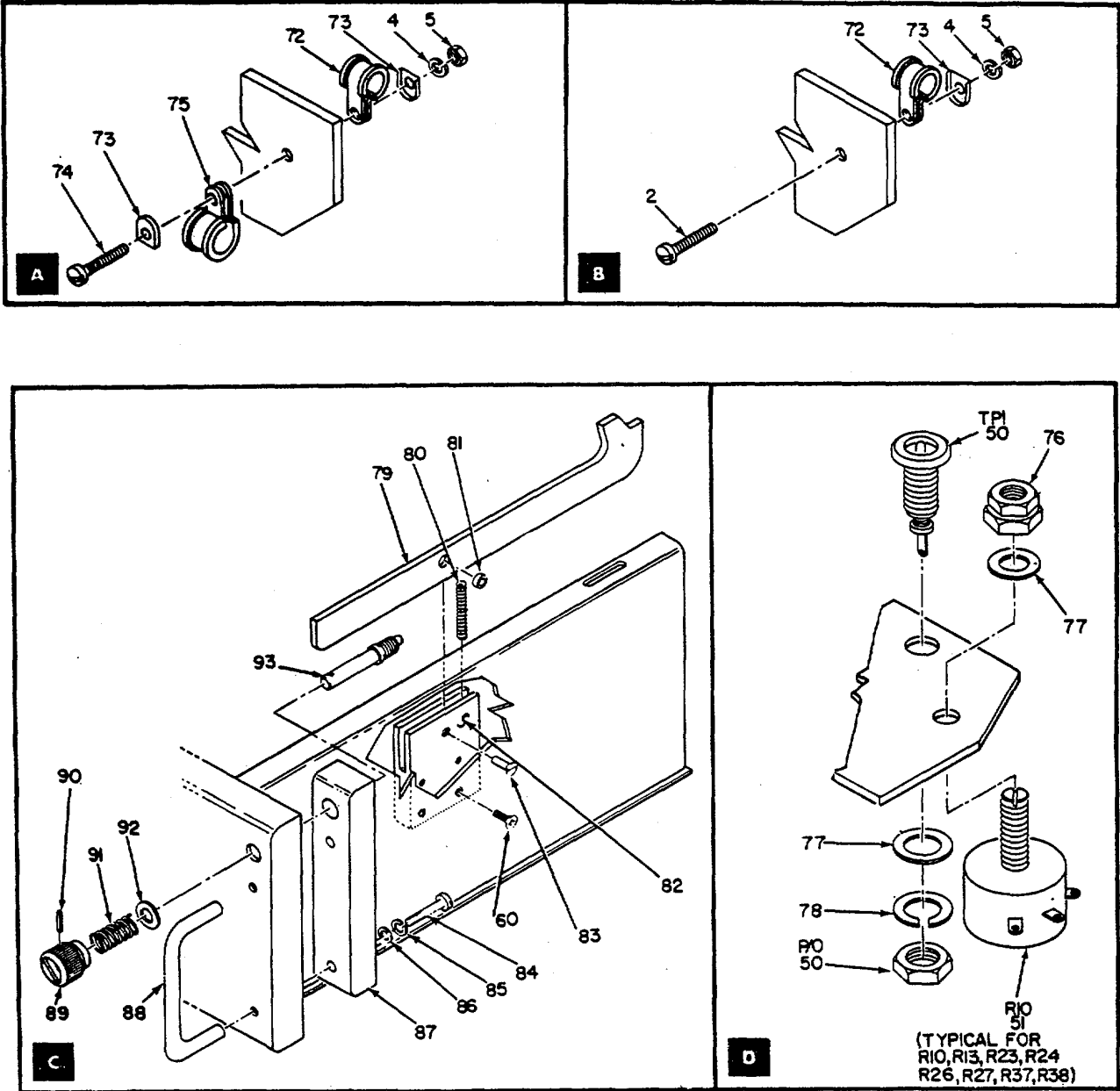


Figure 3. Control, Radar Set C-2074A/FPN-33 (Sheet 1 of 2).



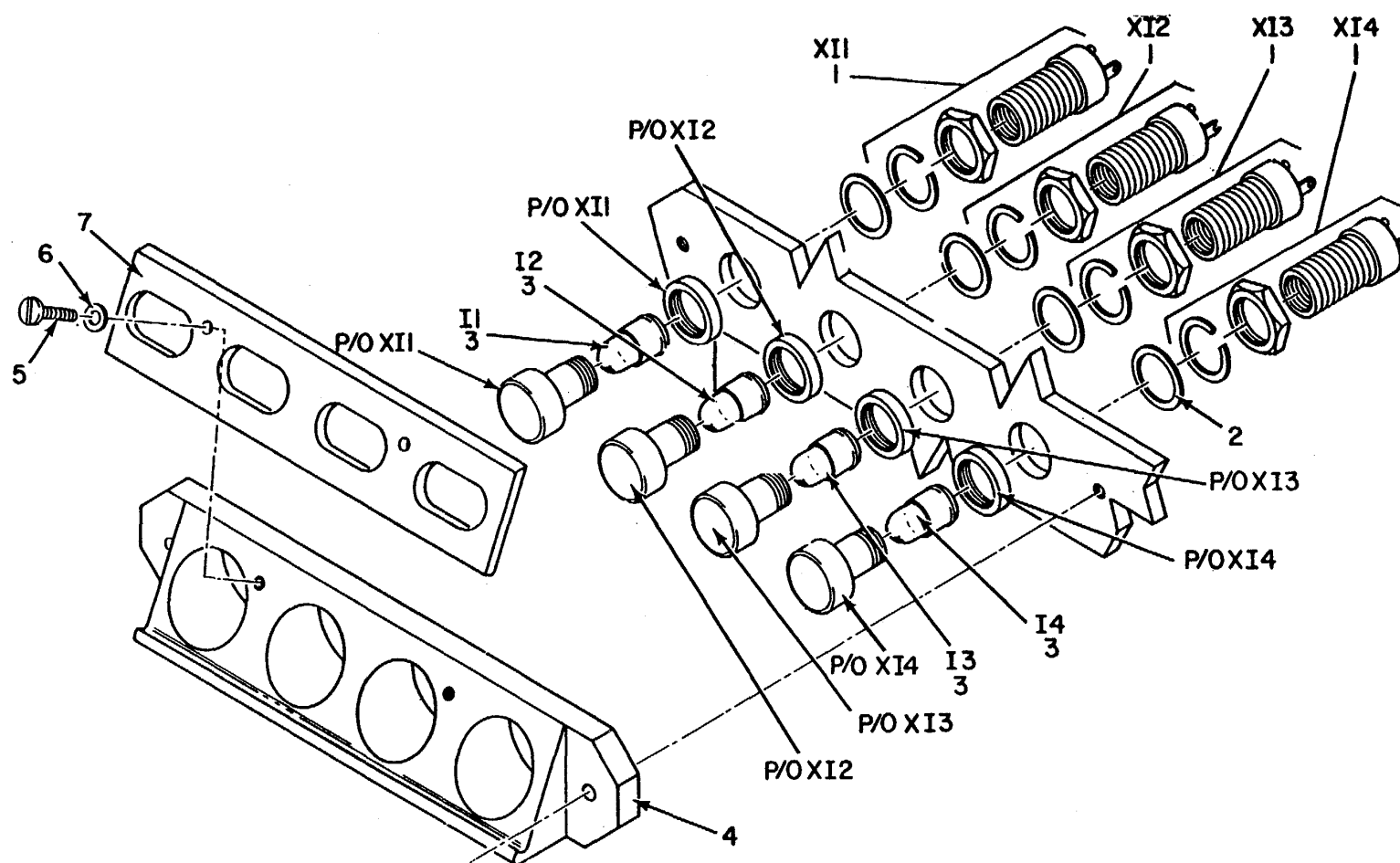
EL3VK012

Figure 3. Control, Radar Set C-2074A/FPN-33 (Sheet 2 of 2).

SECTION II

TM 11-5840-293-20P

(1) ILLUSTRATION		(2)	(3)	(4)	(5)	(6)	(7)	(8)
(a) FIG NO.	(b) ITEM NO.	SMR CODE	NATIONAL STOCK NUMBER	PART NUMBER	FSCM	DESCRIPTION USABLE ON CODE	U/M	QTY INC IN UNIT
						GROUP 0102 CONTROL, RADAR SET C-2074A/FPN-33		
3	26	PACZZ	5355-00-559-4434	GS12-300	24930	KNOB	EA	1
3	31	PACZZ	5355-00-721-8706	S8133-1	75376	KNOB	EA	1
3	33	XDCZZ		334	81705	LAMP, INCANDESCENT.....	EA	4
3	42	PACZZ	5305-00-655-9246	MS51021-10	96906	SETSCREW	EA	2
3	43	PACZZ	5355-00-616-9604	MS91528-1P28	96906	KNOB	EA	1
3	45	PACZZ	5355-00-543-0818	71783	24930	KNOB	EA	1
3	46	XDCZZ	5305-00-719-5346	AN565D832H4	88044	SETSCREW	EA	2
3	47	XDCZZ		71782	24930	KNOB	EA	1
3	89	PACZZ	5355-00-150-1736	77509-1	24930	KNOB	EA	2
3	90	PACZZ	5315-00-841-4442	MS171530	96906	PIN, SPRNG.....	EA	2



NOTE: FOR COMPLETE REFERENCE DESIGNATION ADD 2800. EXAMPLE: I1 IS I2801.

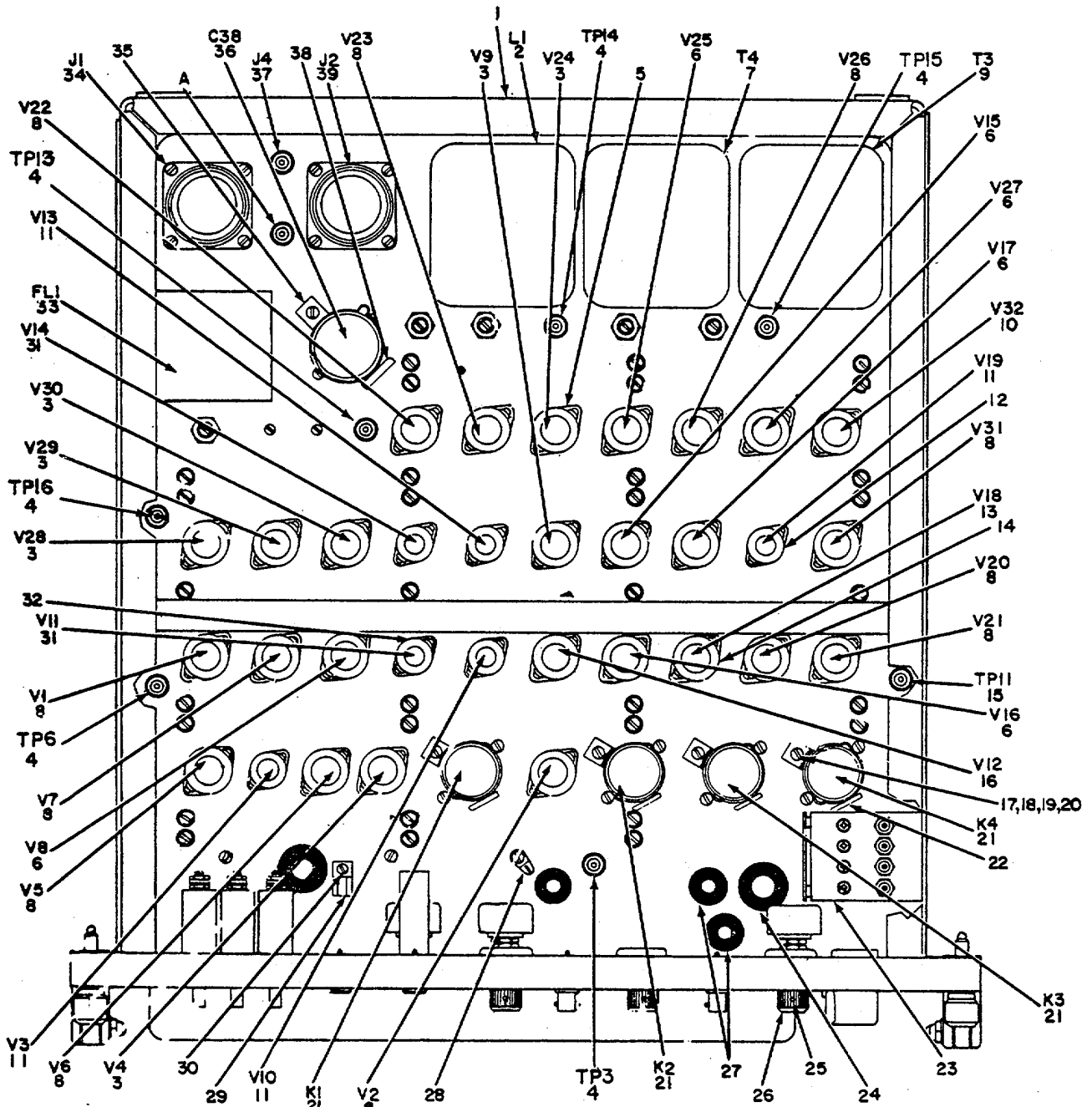
EL3VK015

Figure 4. Control, Radar Set C-2074A/FPN-33, Light Assembly 78548.

SECTION II

TM 11-5840-293-20P

(1) ILLUSTRATION		(2)	(3)	(4)	(5)	(6)	(7)	(8)
(a) FIG NO.	(b) ITEM NO.	SMR CODE	NATIONAL STOCK NUMBER	PART NUMBER	FSCM	DESCRIPTION USABLE ON CODE	U/M	QTY INC IN UNIT
4	3	PACZZ	6240-00-763-7744	MS18209-387	96906	LAMP, INCAND	EA	4
4	5	PACZZ	5305-00-140-8060	G410014-12	24930	SCREW, MACHINE	EA	2
4	6	PACZZ	5310-00-147-3325	QAC960C416LB0	30485	WASHER, FLAT	EA	2
4	7	PACZZ	5840-00-617-7141	78551	24930	WINDOW, LIGHT	EA	1



NOTE: FOR COMPLETE REFERENCE DESIGNATION
 ADD 400.
 EXAMPLE: R46 IS R446.

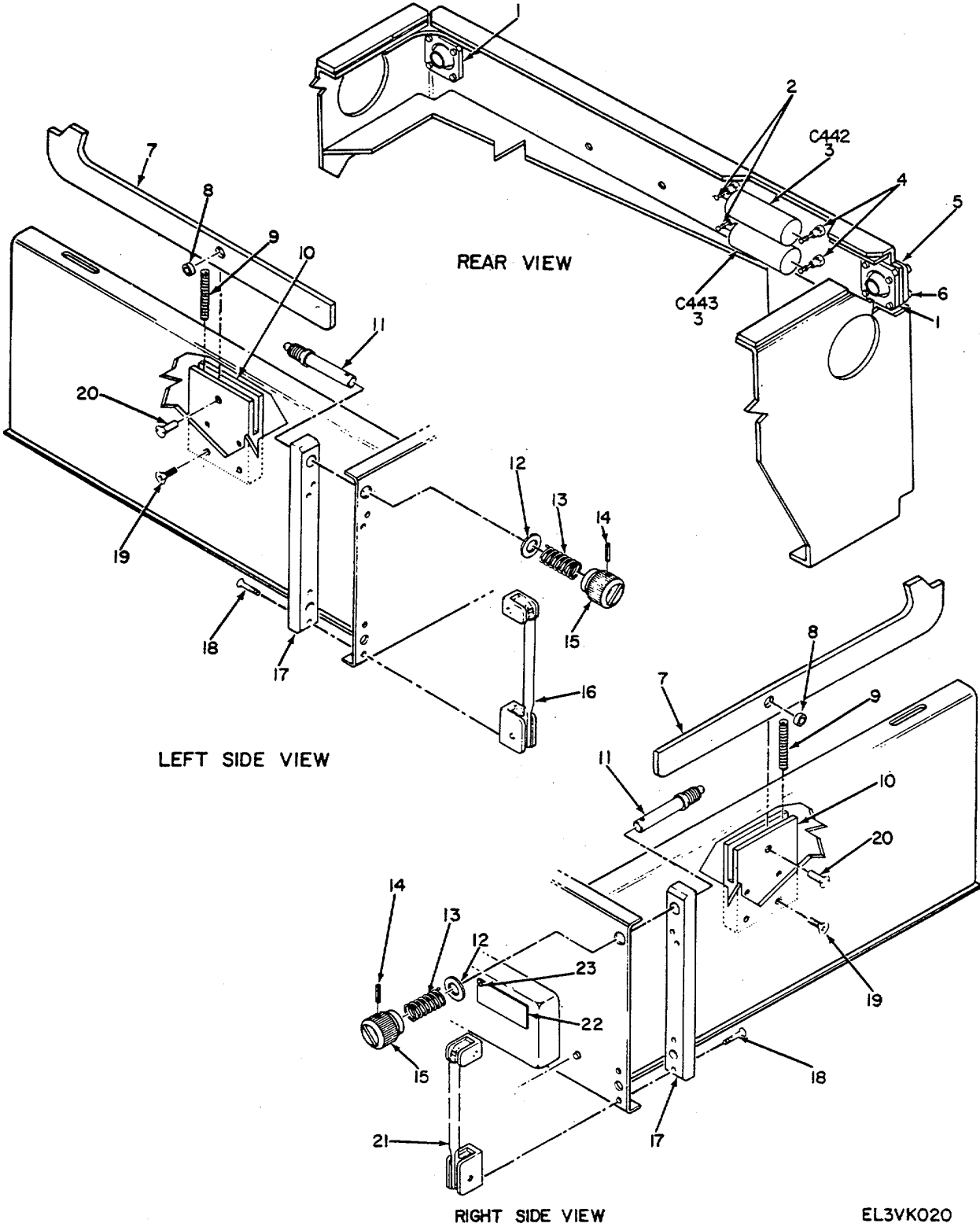
EL3VK016

Figure 5. Computer, Navigational CP-338/FPN-33 (Sheet 1 of 2).

SECTION II

TM 11-5840-293-20P

(1) ILLUSTRATION		(2)	(3)	(4)	(5)	(6)	(7)	(8)
(a) FIG NO.	(b) ITEM NO.	SMR CODE	NATIONAL STOCK NUMBER	PART NUMBER	FSCM	DESCRIPTION USABLE ON CODE	U/M	QTY INC IN UNIT
						GROUP 0103 COMPUTER, NAVIGATIONAL CP-338/FPN-33		
5	25	PACZZ	5305-00-719-5346	AN565D832H4	88044	SETSCREW	EA	2
5	26	PACZZ	5355-00-644-3899	GS12-150	24930	KNOB	EA	3
5	79	PACZZ	5305-00-717-6949	MS51963-10	96906	SETSCREW	EA	2
5	80	PACZZ	5355-00-616-9604	MS91528-1P2B	96906	KNOB	EA	1



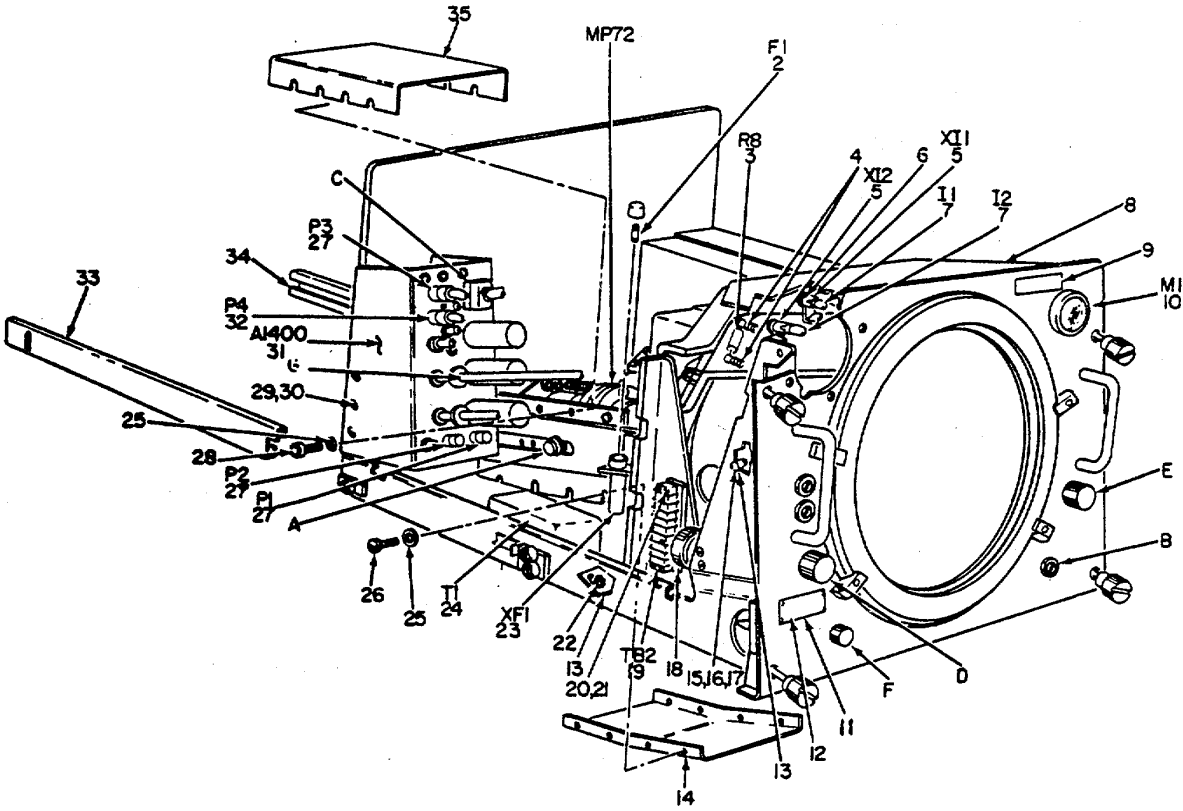
EL3VK020

Figure 6. Chassis.

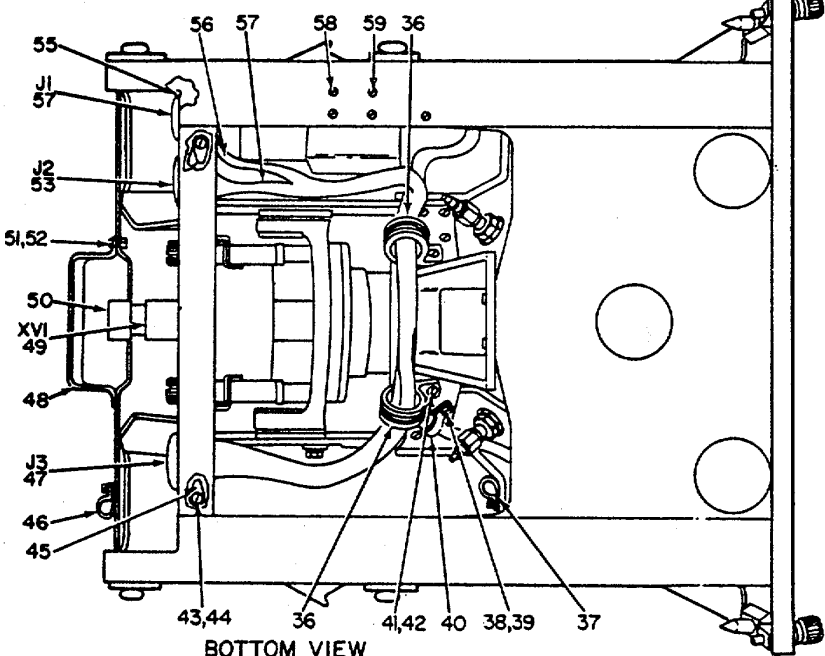
SECTION II

TM 11-5840-293-20P

(1) ILLUSTRATION		(2)	(3)	(4)	(5)	(6)	(7)	(8)
(a) FIG NO.	(b) ITEM NO.	SMR CODE	NATIONAL STOCK NUMBER	PART NUMBER	FSCM	DESCRIPTION USABLE ON CODE	U/M	QTY INC IN UNIT
6	14	PACZZ	5315-00-841-4442	MS171530	96906	GROUP 010301 CHASSIS		
6	15	PACZZ	5355-00-150-1736	77509-1	24930	PIN, SPRING..... KNOB	EA EA	2 2



LEFT SIDE VIEW

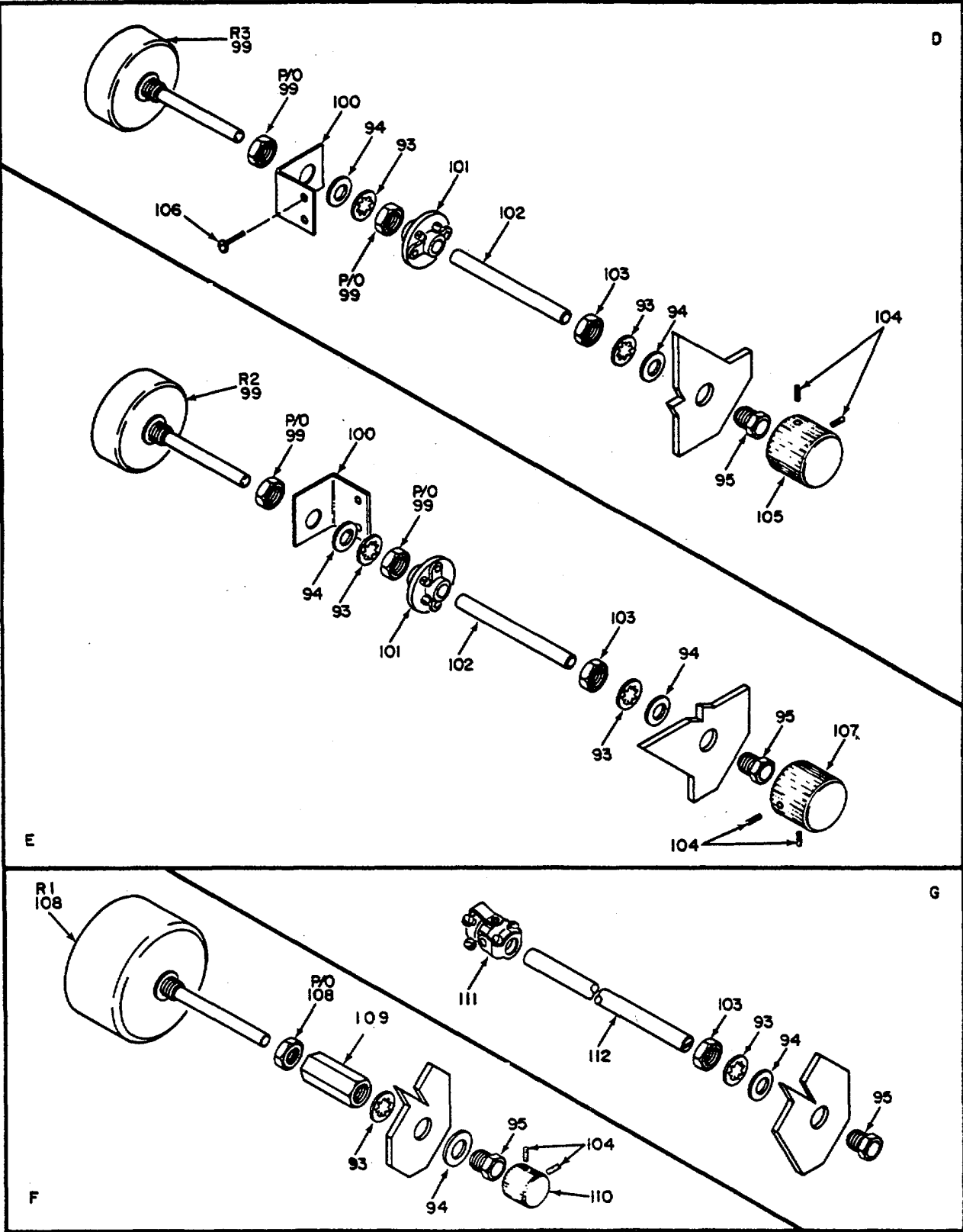


BOTTOM VIEW

NOTE: FOR COMPLETE REFERENCE DESIGNATION
 ADD 2400, EXCEPT FOR ITEM 31
 EXAMPLE: F1 IS F2401.

EL3VK028

Figure 7. Indicator, AZ-EL Range IP-800/FPN-40 (Sheet 1 of 2).



EL3VK030

Figure 7. Indicator, AZ-EL Range IP-800/FPN-40 (Sheet 2 of 2).

SECTION II

TM 11-5840-293-20P

(1) ILLUSTRATION		(2)	(3)	(4)	(5)	(6)	(7)	(8)
(a) FIG NO.	(b) ITEM NO.	SMR CODE	NATIONAL STOCK NUMBER	PART NUMBER	FSCM	DESCRIPTION USABLE ON CODE	U/M	QTY INC IN UNIT
						GROUP 0104 INDICATOR, AZ-EL RANGE IP-800/FPN-40		
7	2	PACZZ	5920-00-755-3235	FO2B250V3-4A	81349	FUSE, CARTRIDGE	EA	1
7	104	XDCZZ	5305-00-719-5346	AN565832H4	88044	SETSCREW	EA	6
7	105	PACZZ	5355-00-644-2306	GS12-151	24930	KNOB	EA	1
7	107	XDCZZ		GS12-152	24930	KNOB	EA	1
7	110	PACZZ	5355-00-644-3899	GS12-150	24930	KNOB	EA	1

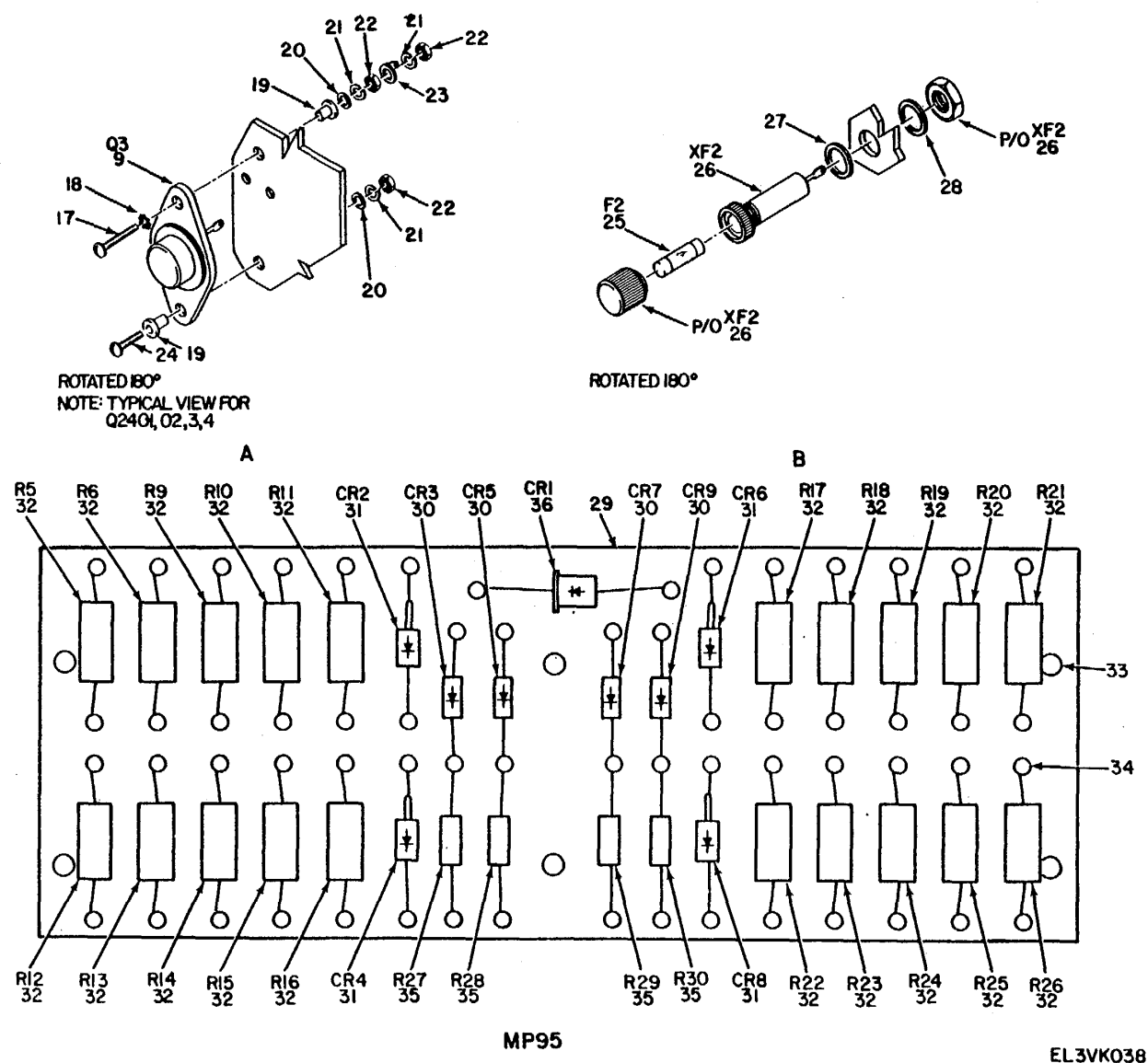


Figure 8. Indicator Subassembly.

SECTION II

TM 11-5840-293-20P

(1) ILLUSTRATION		(2)	(3)	(4)	(5)	(6)	(7)	(8)
(a) FIG NO.	(b) ITEM NO.	SMR CODE	NATIONAL STOCK NUMBER	PART NUMBER	FSCM	DESCRIPTION USABLE ON CODE	U/M	QTY INC IN UNIT
8	25	PACZZ	5920-00-557-2647	F02A250V4A	81349	GROUP 010407 INDICATOR SUBASSEMBLY FUSE, CARTRIDGE	EA	1

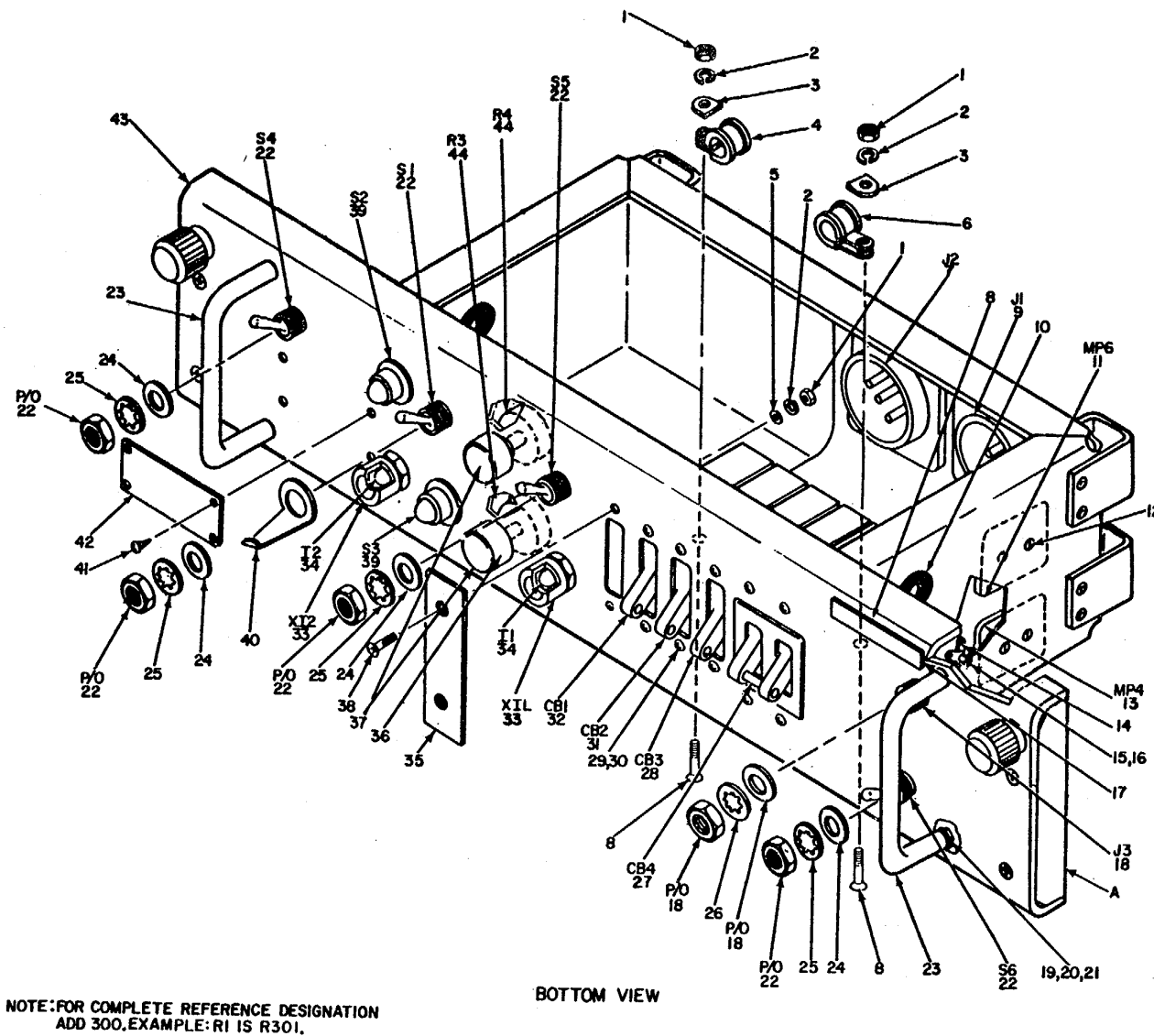
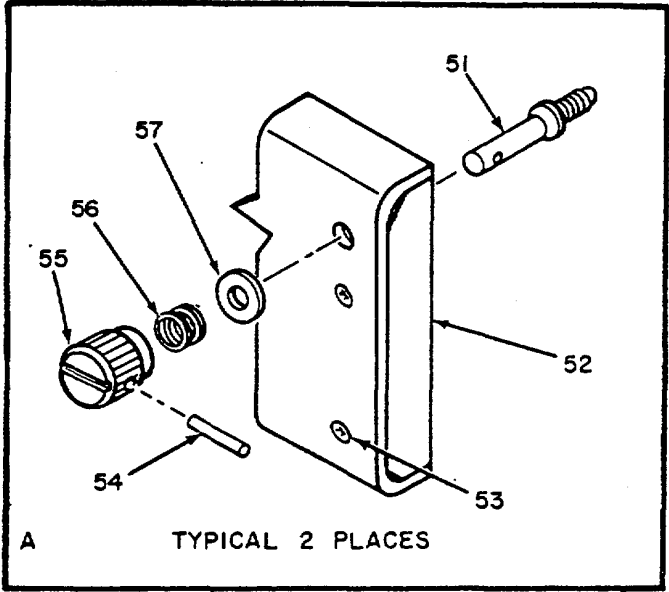
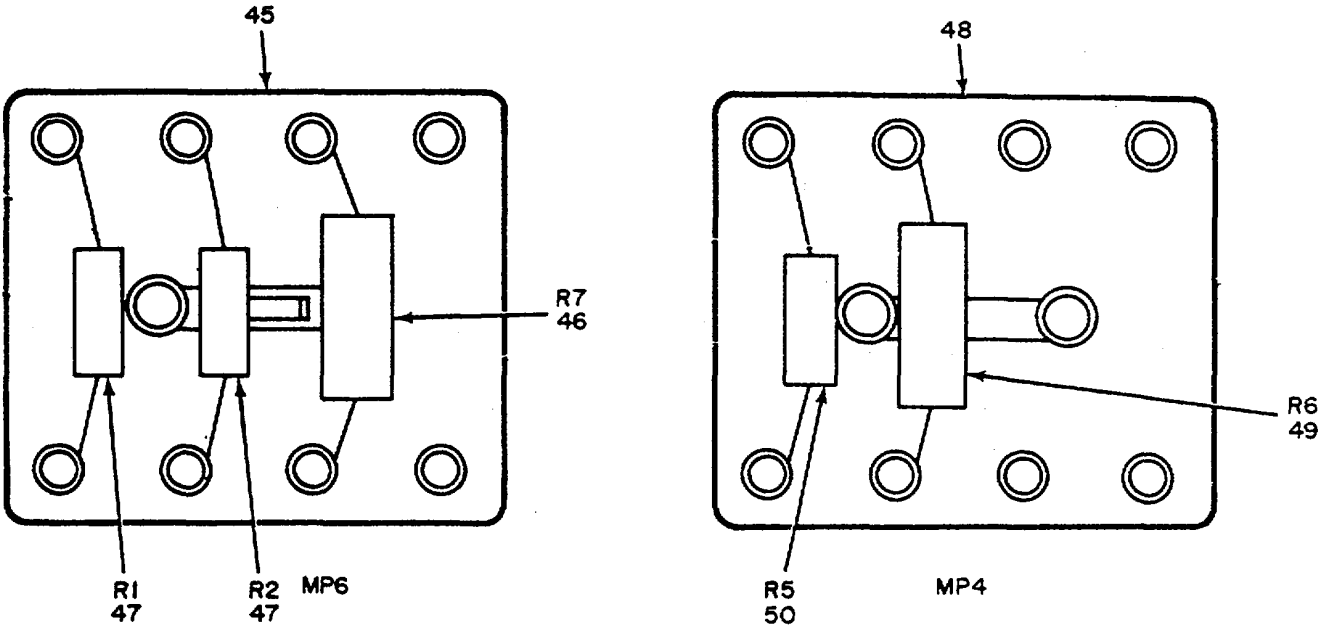


Figure 9. Panel, Power Distribution SB-1116/FPN-40 (Sheet 1 of 2).



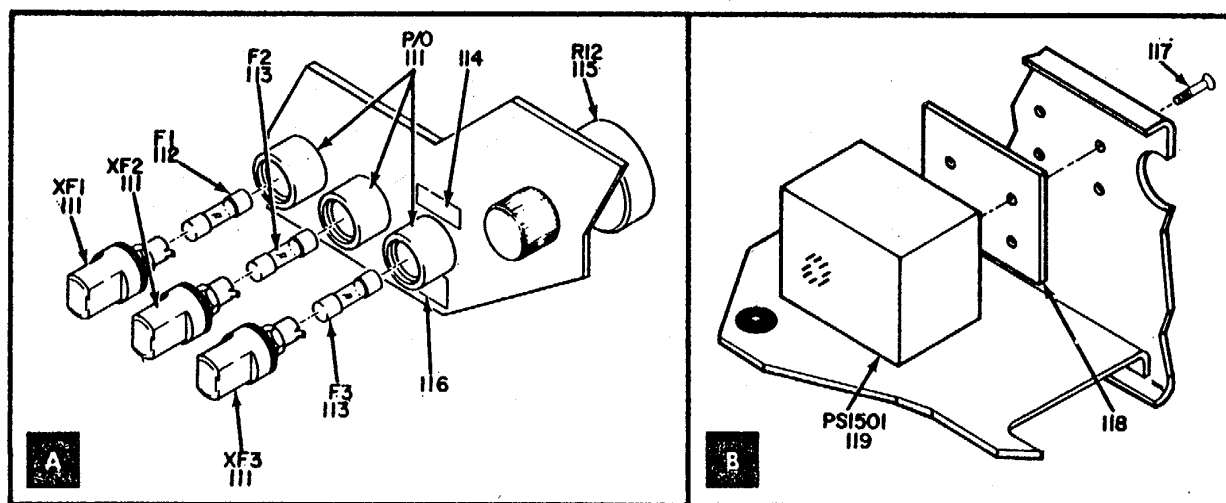
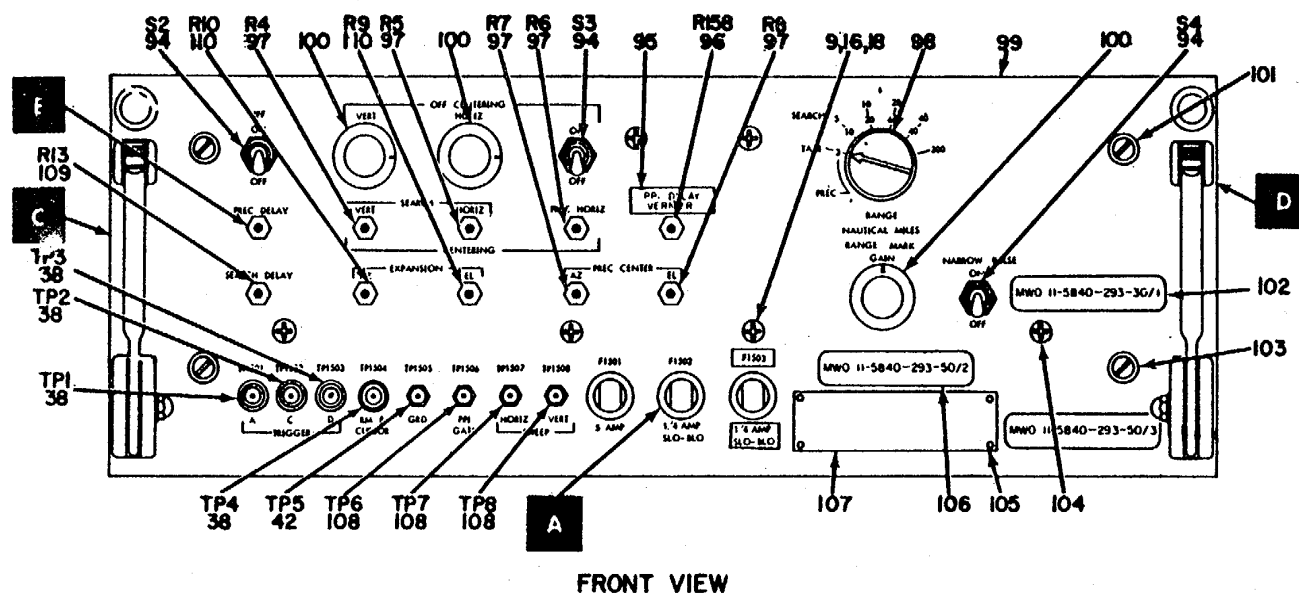
EL3VK046

Figure 9. Panel, Power Distribution SB-1116A/FPN-40 (Sheet 2 of 2).

SECTION II

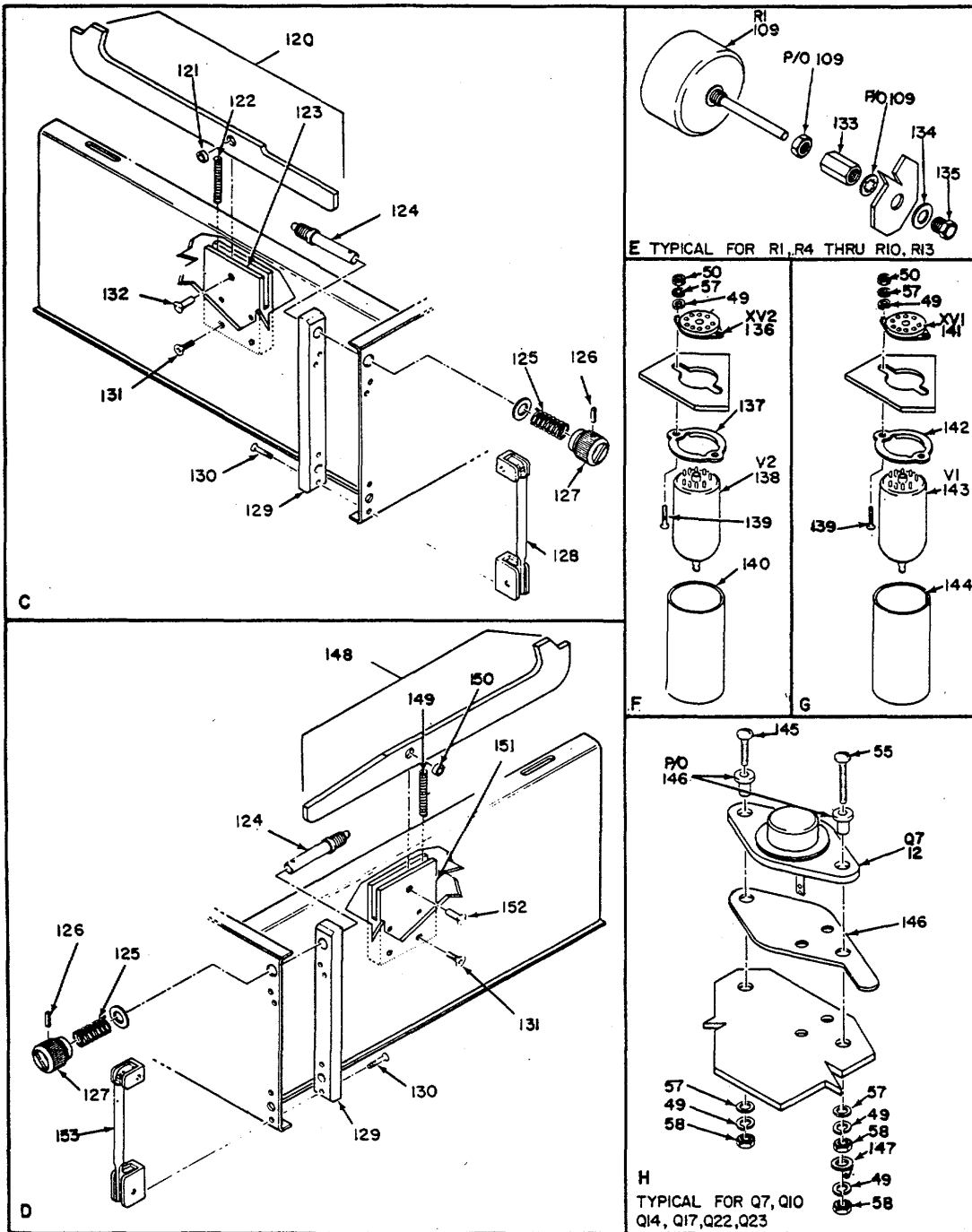
TM 11-5840-293-20P

(1) ILLUSTRATION		(2)	(3)	(4)	(5)	(6) DESCRIPTION	(7)	(8)
(a) FIG NO.	(b) ITEM NO.	SMR CODE	NATIONAL STOCK NUMBER	PART NUMBER	FSCM	USABLE ON CODE	U/M	QTY INC IN UNIT
						GROUP 0105 PANEL, POWER DISTRIBUTION SB 1116A/FPN-40		
9	34	PACZZ	6240-00-763-7744	MS18209-387	96906	LAMP, INCAND	EA	2
9	36	XDCZZ	5305-00-719-5346	AN565D832H4	88044	SETSCREW	EA	2
9	37	PACZZ	5355-00-644-3899	GS12-150	24930	KNOB	EA	2
9	54	PACZZ	5315-00-841-4442	MS171530	96906	PIN, SPRING	EA	2
9	55	PACZZ	5355-00-150-1736	77509-1	24930	KNOB	EA	2



EL3VK049

Figure 10. Synchronizer-Generator, Electronic Marker SN-386/FPN-40 (Sheet 1 of 2).



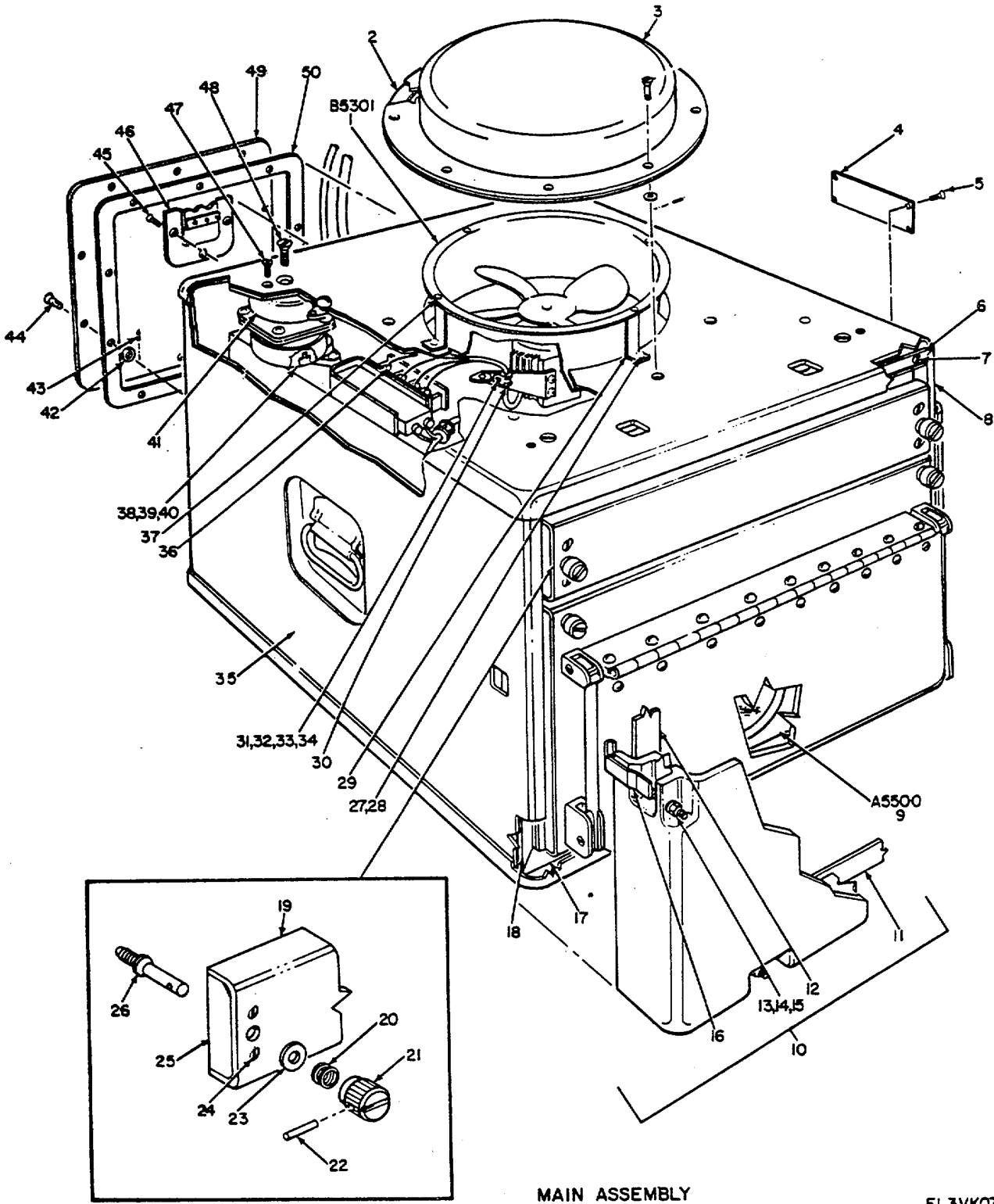
EL3VK050

Figure 10. Synchronizer-Generator, Electronic Marker SN-386/FPN-40 (Sheet 2 of 2).

SECTION II

TM 11-5840-293-20P

(1) ILLUSTRATION		(2)	(3)	(4)	(5)	(6) DESCRIPTION	(7)	(8)
(a) FIG NO.	(b) ITEM NO.	SMR CODE	NATIONAL STOCK NUMBER	PART NUMBER	FSCM	USABLE ON CODE	U/M	QTY INC IN UNIT
						GROUP 0106 SYNCHRONIZER-GENERATOR ELECTRONIC MARKER SN-386/FPN-40		
10	98	PACZZ	5355-00-644-2306	GS12-151	24930	KNOB	EA	1
10	100	PACZZ	5355-00-680-1357	MS91528 -1F28	96906	KNOB	EA	3
10	112	PACZZ	5920-00-284-6787	F02A250V5A	81349	FUSE, CARTRIDGE	EA	1
10	113	PACZZ	5920-00-504-8634	F028250V1-4A	81349	FUSE, CARTRIDGE	EA	2
10	126	PACZZ	5315-00-841-4442	MS171530	96906	PIN, SPRING	EA	2
10	127	PACZZ	5355-00-150-1736	77509-1	24930	KNOB	EA	2



MAIN ASSEMBLY

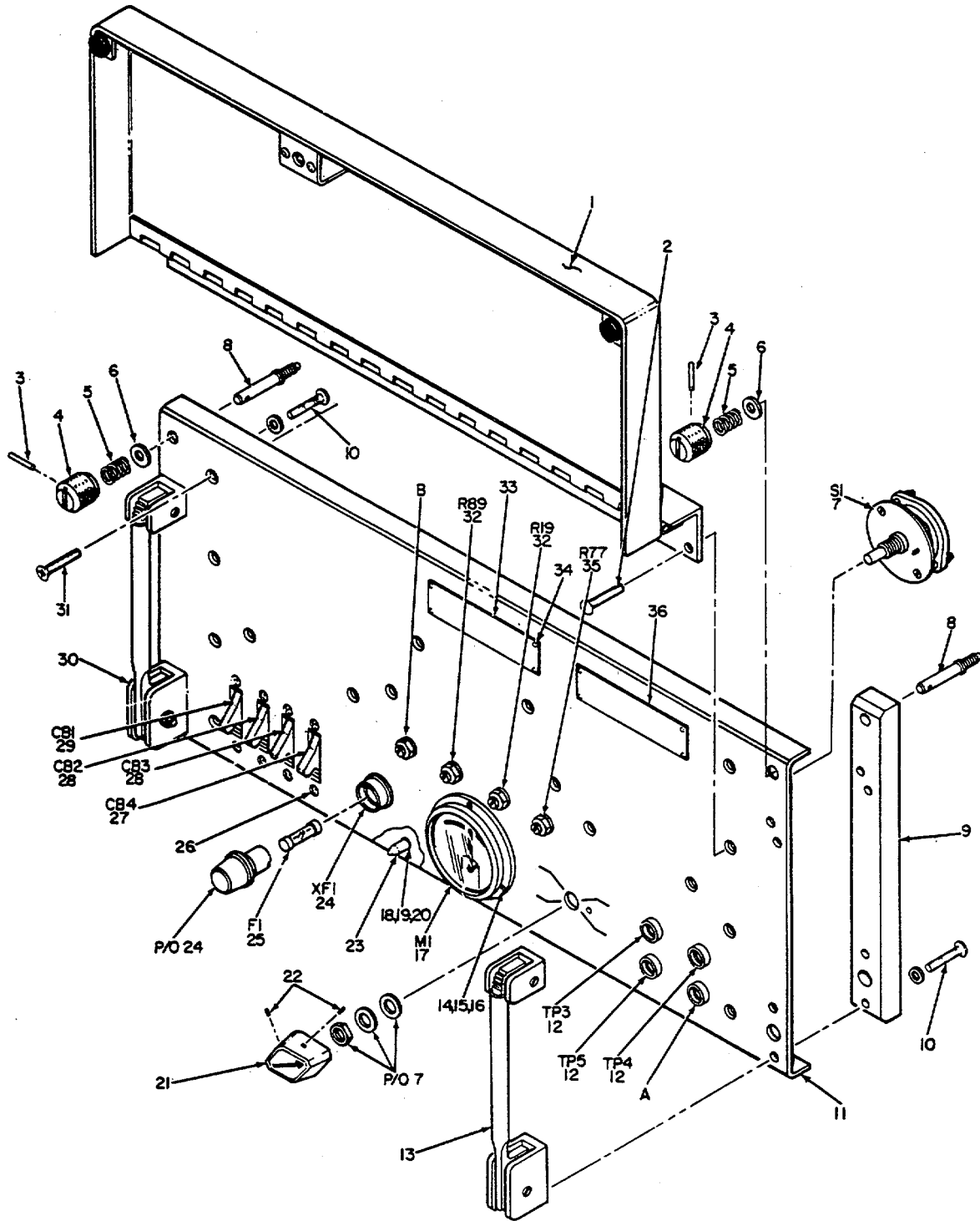
EL3VK071

Figure 11. Power Supply Group, Indicator.

SECTION II

TM 11-5840-293-20P

(1) ILLUSTRATION		(2)	(3)	(4)	(5)	(6)	(7)	(8)
(a) FIG NO.	(b) ITEM NO.	SMR CODE	NATIONAL STOCK NUMBER	PART NUMBER	FSCM	DESCRIPTION USABLE ON CODE	U/M	QTY INC IN UNIT
11	121	PACZZ	5355-00-150-1736	77509-1	24930	GROUP 02 POWER SUPPLY GROUP INDICATOR		
11	122	PACZZ	5315-00-841-4442	MS5171530	96906	KNOB PIN, SPRING	EA EA	2 2



EL3VK076

FRONT PANEL

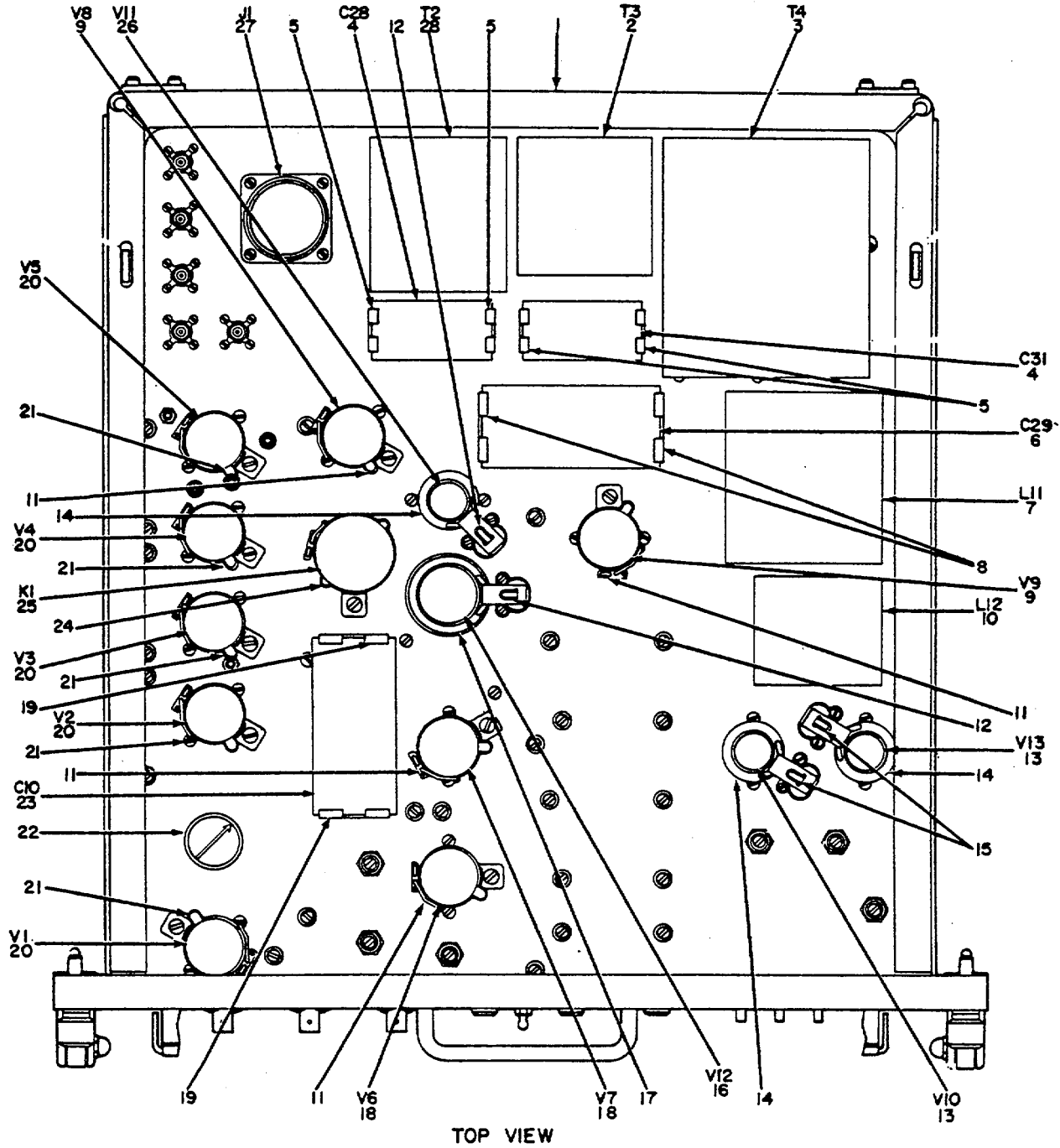
NOTE: FOR COMPLETE REFERENCE DESIGNATION
ADD 5500.EXAMPLE:CALLOUT S1 IS S5501.

Figure 12. Power Supply PP-1633/FPN-33.

SECTION II

TM 11-5840-293-20P

(1) ILLUSTRATION		(2)	(3)	(4)	(5)	(6)	(7)	(8)
(a) FIG NO.	(b) ITEM NO.	SMR CODE	NATIONAL STOCK NUMBER	PART NUMBER	FSCM	DESCRIPTION USABLE ON CODE	U/M	QTY INC IN UNIT
						GROUP 0202 POWER SUPPLY PP-1633/FPN-33		
12	21	PACZZ	5355-00-616-9604	MS91528-IP2B	96906	KNOB	EA	1
12	22	PACZZ	5305-00-655-9246	MS51021-10	96906	SETSCREW	EA	2
12	25	PACZZ	5920-00-519-7659	F02B250V1-16AS	81349	FUSE, CARTRIDGE	EA	1



EL3VK092

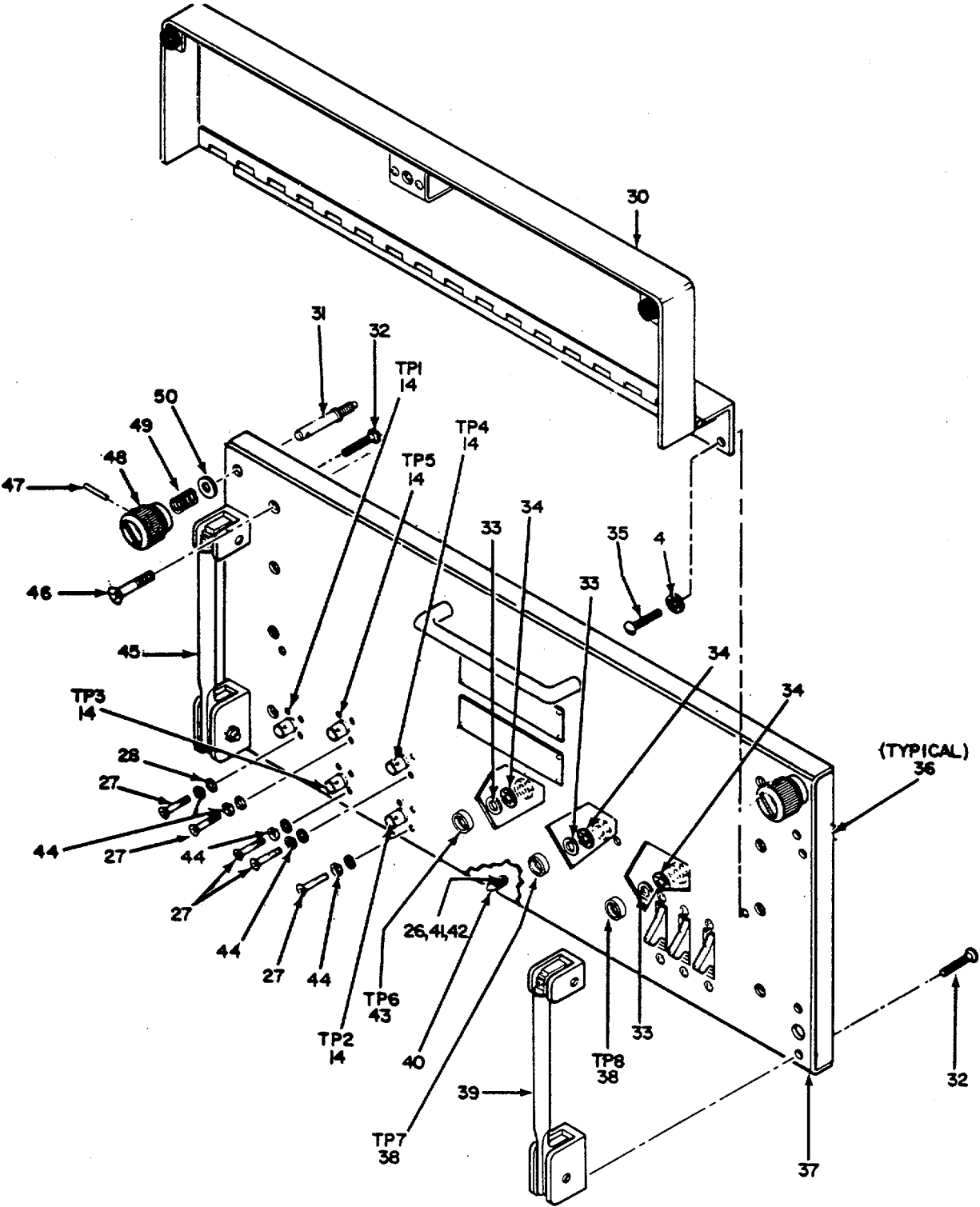
NOTE: FOR COMPLETE REFERENCE DESIGNATION
ADD 4800.
EXAMPLE:R8 IS R4808.

Figure 13. Video Amplifier AM-1578/FPN-33.

SECTION II

TM 11-5840-293-20P

(1) ILLUSTRATION		(2)	(3)	(4)	(5)	(6) DESCRIPTION	(7)	(8)
(a) FIG NO.	(b) ITEM NO.	SMR CODE	NATIONAL STOCK NUMBER	PART NUMBER	FSCM	USABLE ON CODE	U/M	QTY INC IN UNIT
13	22	PACZZ	5355-00-304-7874	GS12-100	24930	GROUP 0302 VIDEO AMPLIFIER 1578/FPN-33 KNOB	EA	1



C

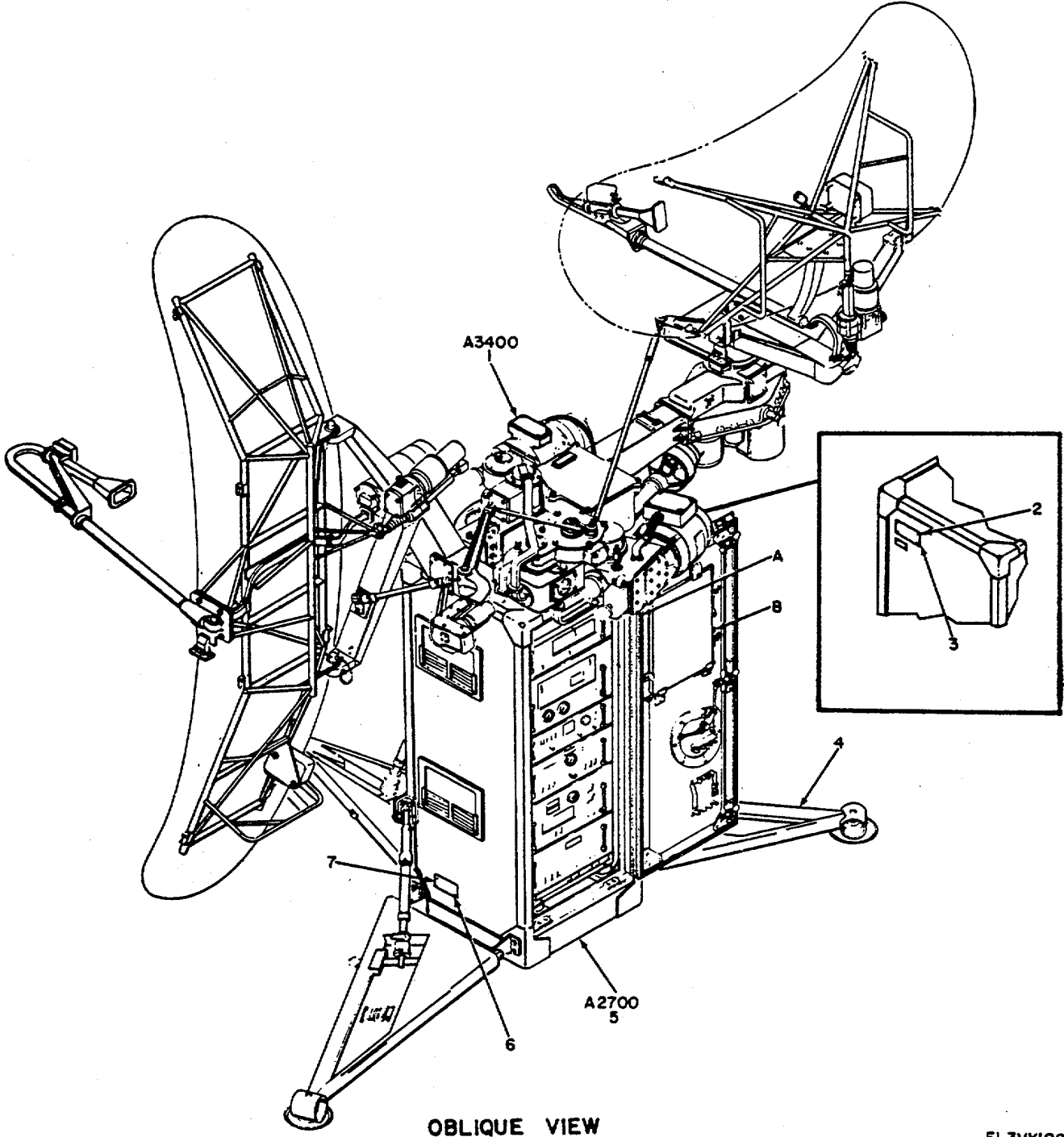
EL3VK097

Figure 14. Chassis, Electrical Equipment.

SECTION II

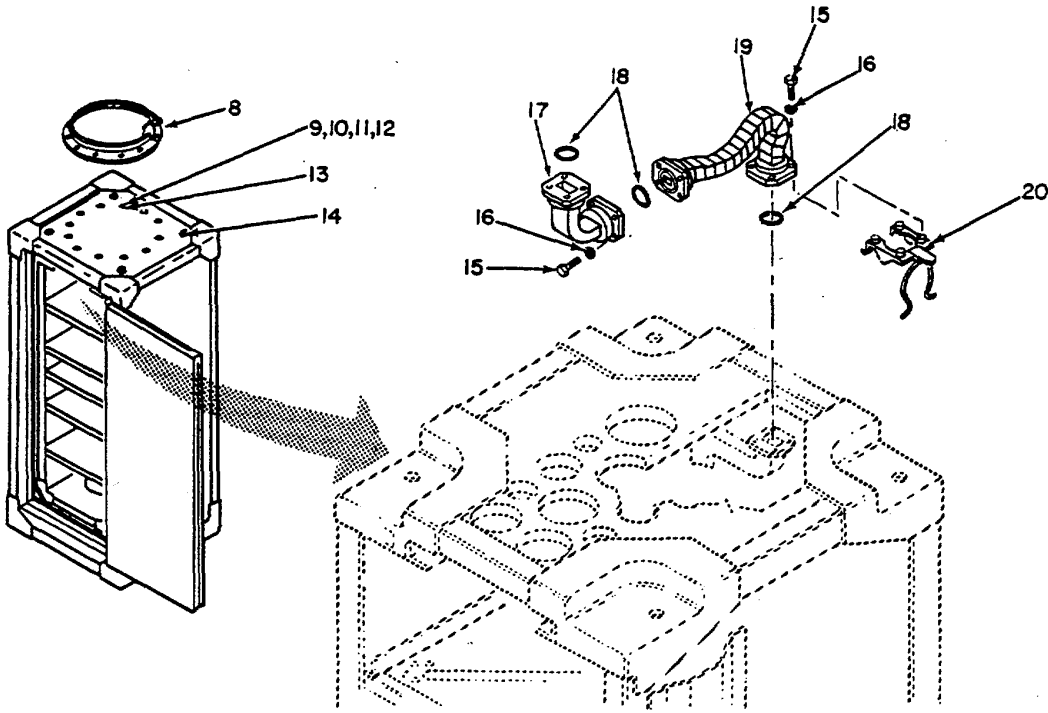
TM 11-5840-293-20P

(1) ILLUSTRATION		(2)	(3)	(4)	(5)	(6)	(7)	(8)
(a) FIG NO.	(b) ITEM NO.	SMR CODE	NATIONAL STOCK NUMBER	PART NUMBER	FSCM	DESCRIPTION USABLE ON CODE	U/M	QTY INC IN UNIT
14	4	PACZZ	5355-00-150-1736	77509-1	24930	GROUP 030201 CHASSIS, ELECTRICAL EQUIPMENT KNOB	EA	2

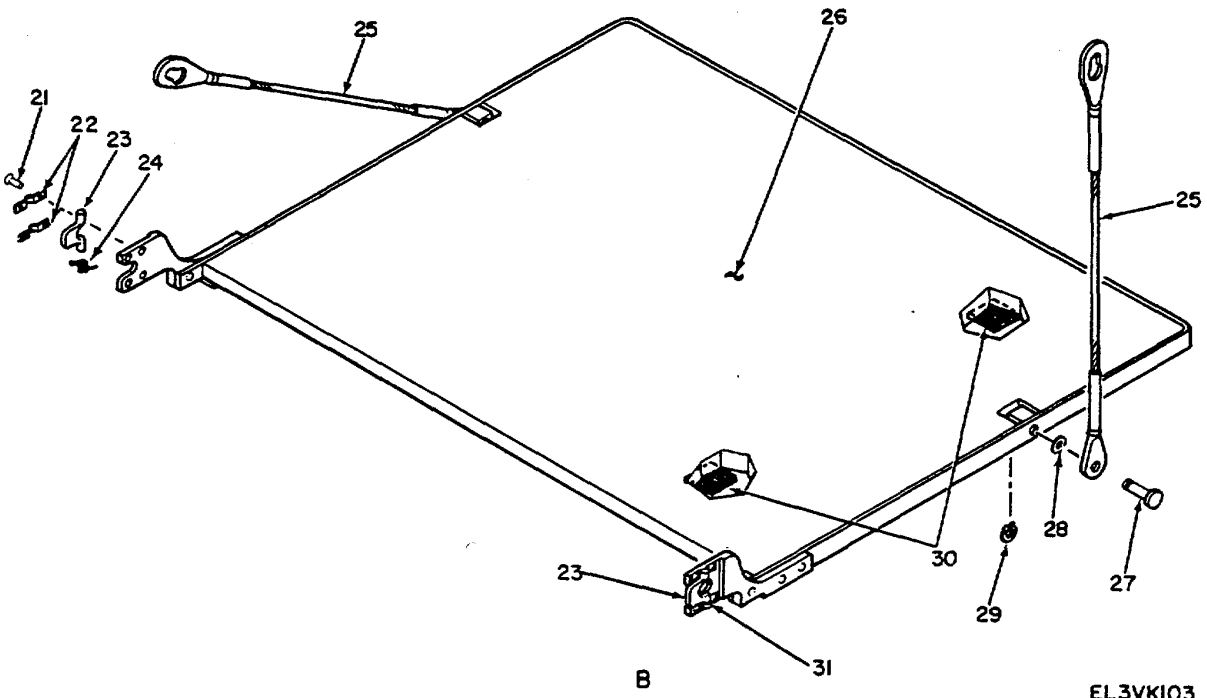


EL3VKI02

Figure 15. Radar Set Group OA-2665/FPN-40 (Sheet 1 of 2).



A



B

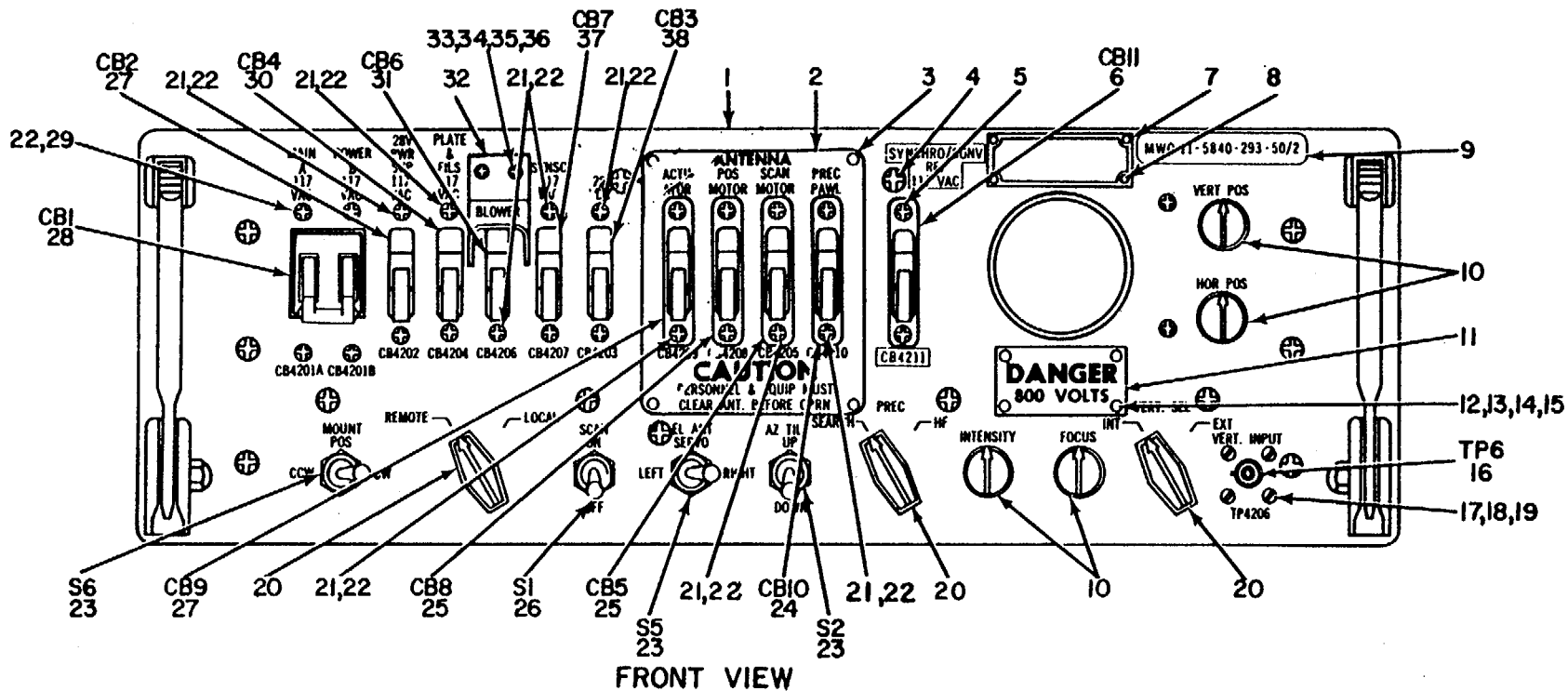
EL3VK103

Figure 15. Radar Set Group OA-2665/FPN-40 (Sheet 2 of 2).

SECTION II

TM 11-5840-293-20P

(1) ILLUSTRATION		(2)	(3)	(4)	(5)	(6) DESCRIPTION	(7)	(8)
(a) FIG NO.	(b) ITEM NO.	SMR CODE	NATIONAL STOCK NUMBER	PART NUMBER	FSCM	USABLE ON CODE	U/M	QTY INC IN UNIT
						GROUP 04 RADAR SET GROUP OA-2665/FPN-40		
15	1	PAODD	5840-00-752-0624	OA2666FPN40	80058	ANTENNA GROUP	EA	1
15	5	PAOFF	5840-00-752-0606	OA267FPN40	80058	RT GROUP.....	EA	1
15	9	PAOZZ	5310-00-913-8881	MS51971-3	96906	NUT, PLAIN, HE X.....	EA	8
15	10	PAOZZ	5305-00-269-3221	MS90725-71	96906	SCREW, CAP, HEX	EA	14
15	11	PAOZZ	5310-00-773-7618	MS15795-814	96906	WASHER, FLAT	EA	26
15	12	PAOZZ	5310-00-984-7042	MS35338-141	96906	WASHER, LOCK.....	EA	18
15	13	PAOZZ	5330-00-599-7724	800-030-3-8	83259	PACKING, W/RET.....	EA	12
15	14	PAOZZ	5305-00-269-3218	MS90725-68	96906	SCREW, CAP, HEX	EA	4
					45			



NOTE FOR COMPLETE REFERENCE DESIGNATION
 ADD 4200 EXAMPLE CB11 IS CB4211

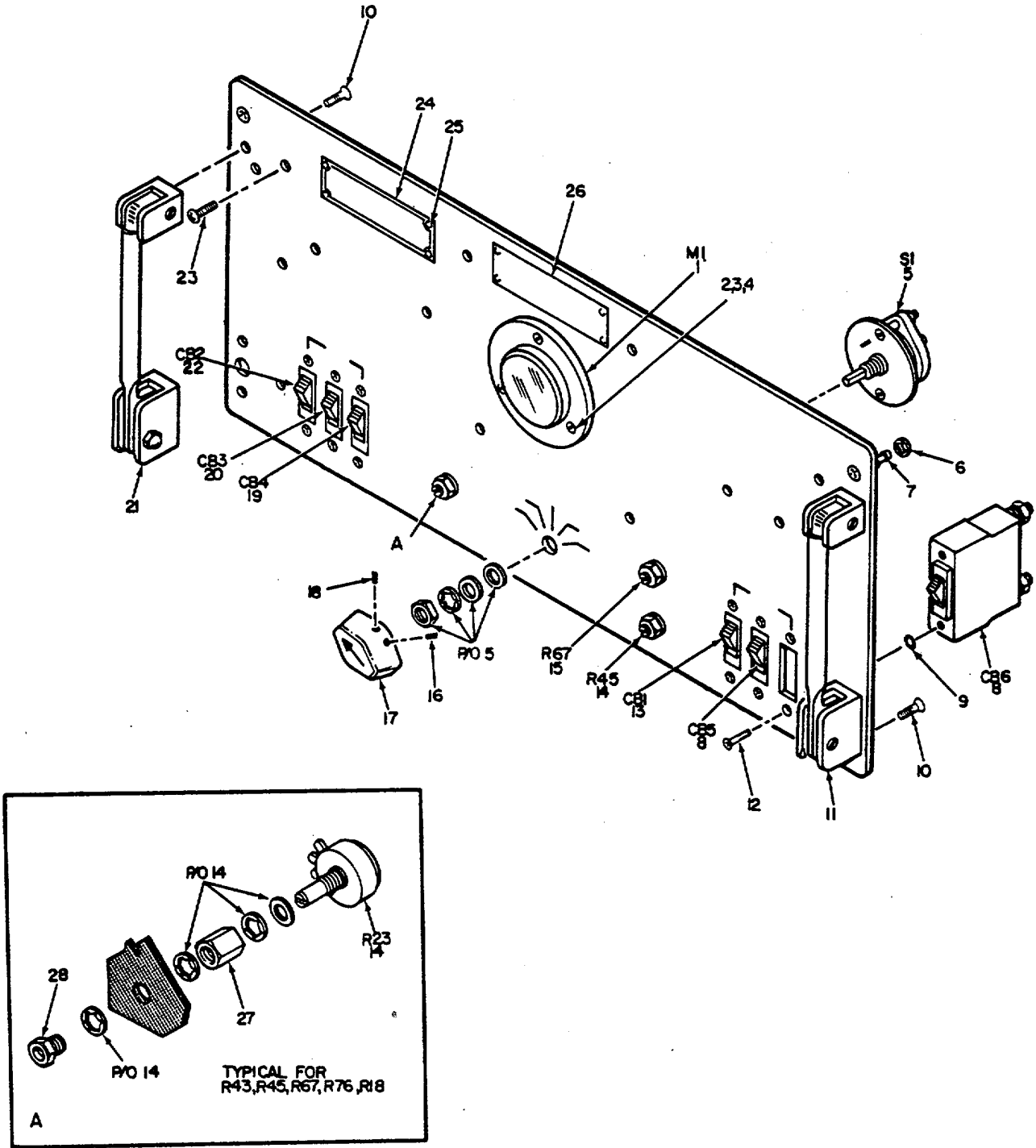
EL3VK176

Figure 16. Control Monitor C-2124A/FPN-33.

SECTION II

TM 11-5840-293-20P

(1) ILLUSTRATION		(2)	(3)	(4)	(5)	(6)	(7)	(8)
(a) FIG NO.	(b) ITEM NO.	SMR CODE	NATIONAL STOCK NUMBER	PART NUMBER	FSCM	DESCRIPTION USABLE ON CODE	U/M	QTY INC IN UNIT
16	20	PACZZ	5355-00-571-0243	65727-2	24930	GROUP 040203 CONTROL MONITOR C-2124A/FPN-33 KNOB	EA	3



NOTE FOR COMPLETE REFERENCE DESIGNATION ADD 3200 EXAMPLE R23 IS R3223.

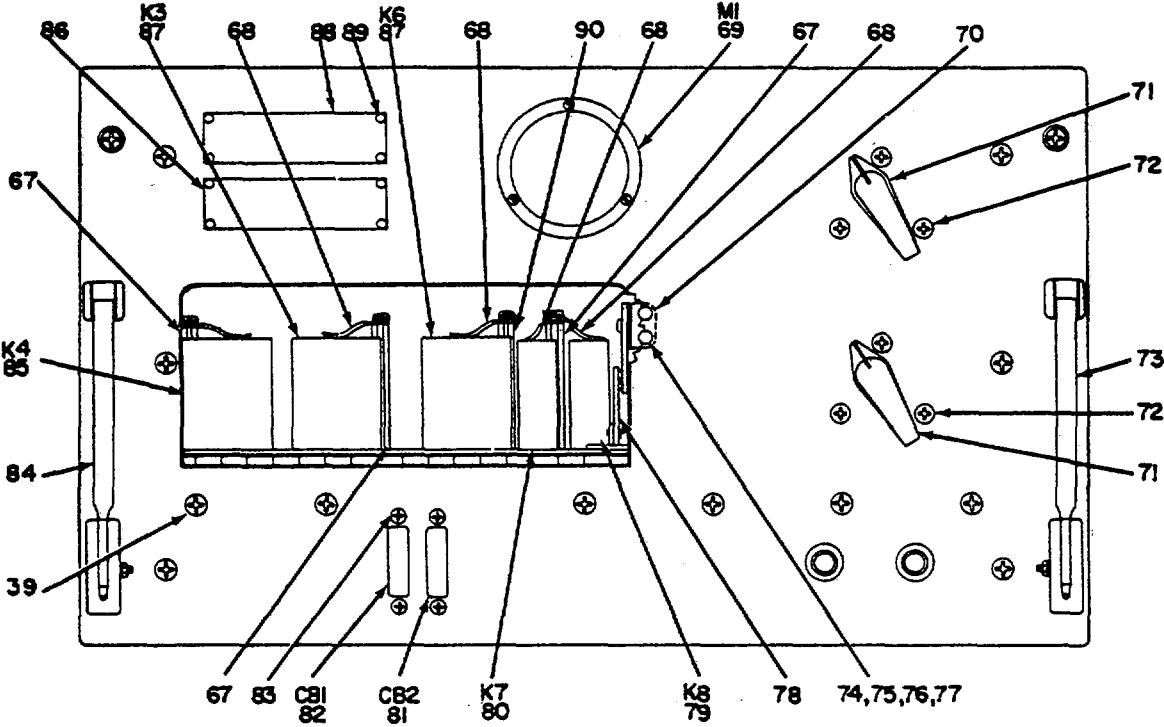
Figure 17. Power Supply PP-1670/FPN-33.

EL3VK182

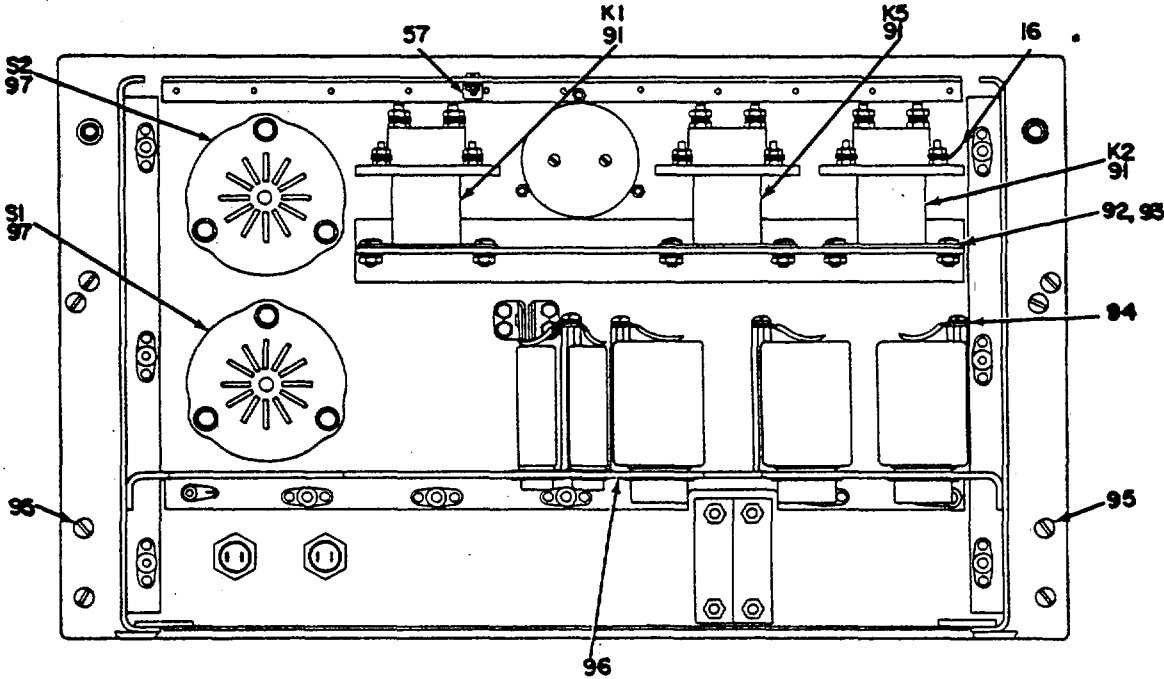
SECTION II

TM 11-5840-293-20P

(1) ILLUSTRATION		(2)	(3)	(4)	(5)	(6) DESCRIPTION	(7)	(8)
(a) FIG NO.	(b) ITEM NO.	SMR CODE	NATIONAL STOCK NUMBER	PART NUMBER	FSCM	USABLE ON CODE	U/M	QTY INC IN UNIT
						GROUP 040204 POWER SUPPLY PP-1670/FPN-33		
17	16	PACZZ	5305-00-717-6948	MS51963-11	96906	SETSCREW	EA	1
17	17	PACZZ	5355-00-571-0243	65727-2	24930	KNOB	EA	1
17	18	PACZZ	5305-00-719-5329	MS51963-20	96906	SETSCREW	EA	1



FRONT VIEW FRONT PANEL



REAR VIEW FRONT PANEL

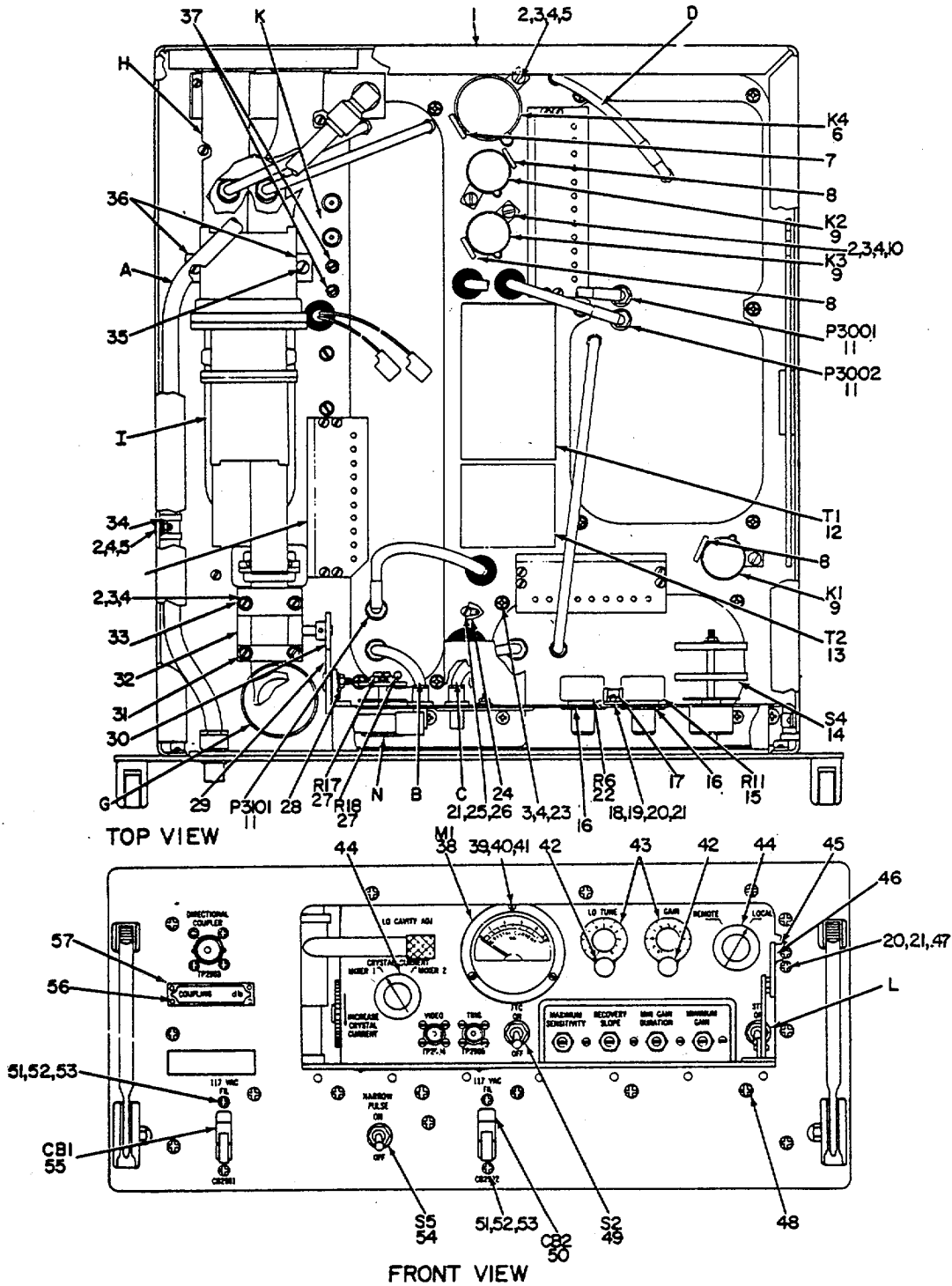
EL3VK192

Figure 18. Power Supply PP-2489/FPN.

SECTION II

TM 11-5840-293-20P

(1) ILLUSTRATION		(2)	(3)	(4)	(5)	(6)	(7)	(8)
(a) FIG NO.	(b) ITEM NO.	SMR CODE	NATIONAL STOCK NUMBER	PART NUMBER	FSCM	DESCRIPTION USABLE ON CODE	U/M	QTY INC IN UNIT
18	71	PACZZ	5355-00-518-4627	S293-3L88	75376	GROUP 040205 POWER SUPPLY PP-2489/FPN KNOB	EA	2



EL3VK194

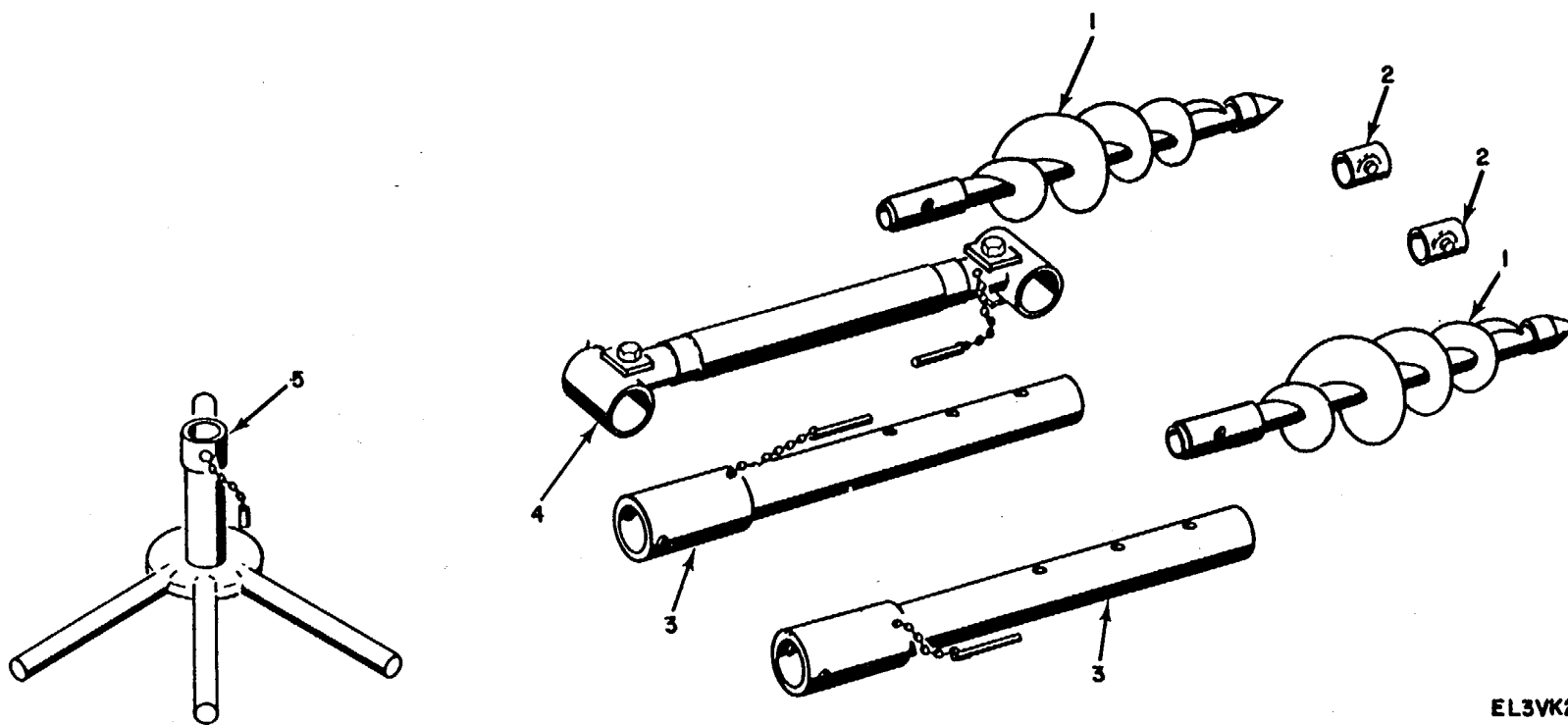
NOTE: FOR COMPLETE REFERENCE DESIGNATION
ADD 2900.EXAMPLE: KI IS K2901.

Figure 19. Receiver, Radar R-981/FPN-40.

SECTION II

TM 11-5840-293-20P

(1) ILLUSTRATION		(2)	(3)	(4)	(5)	(6)	(7)	(8)
(a) FIG NO.	(b) ITEM NO.	SMR CODE	NATIONAL STOCK NUMBER	PART NUMBER	FSCM	DESCRIPTION USABLE ON CODE	U/M	QTY INC IN UNIT
19	43	PACZZ	5355-00-520-9507	GS12-110	24930	GROUP 040206 RECEIVER, RADAR R-981/FPN-40		
19	44	PACZZ	5355-00-644-2306	GS12-151	24930	KNOB	EA	2
						KNOB	EA	2



EL3VK232

Figure 20. Tiedowns.

SECTION II

TM 11-5840-293-20P

(1) ILLUSTRATION		(2)	(3)	(4)	(5)	(6)	(7)	(8)
(a) FIG NO.	(b) ITEM NO.	SMR CODE	NATIONAL STOCK NUMBER	PART NUMBER	FSCM	DESCRIPTION USABLE ON CODE	U/M	QTY INC IN UNIT
						GROUP 06 TIEDOWNS		
20	1	PAOZZ	5895-00-572-4500	55AXV	03493	ANCHOR, SOIL.....	EA	6
20	2	PAOZZ	5840-00-140-7399	5PC	03493	COLLAR, ANCHOR.....	EA	6
20	3	PAOZZ	5895-00-573-5714	5EF	03493	EXTENSION, ANCHOR	EA	6
20	4	PAOZZ	5895-00-572-4501	502-3	03493	DRIVER, ANCHOR.....	EA	1
20	5	PAOZZ	5895-00-573-5713	5HB	03493	ROD, TIE DOWN.....	EA	3

NATIONAL STOCK NUMBER AND PART NUMBER INDEX

STOCK NUMBER	FIG.	ITEM	STOCK NUMBER	FIG.	ITEM		
NOTE: LATEST NATIONAL STOCK NUMBER ASSIGNMENTS ARE INCLUDED AT END OF INDEX.							
STOCK NUMBER	FIGURE	ITEM	STOCK NUMBER	FIGURE	ITEM		
	NO.	NO.		NO.	NO.		
6650-00-138-8609	1	7	5330-00-599-7724	15	13		
8135-00-138-8614	1	6	5355-00-616-9604	3	43		
5840-00-140-7399	20	2	5355-00-616-9604	5	80		
5305-00-140-8060	4	5	5355-00-616-9604	12	21		
5840-00-145-6822	2	19	5840-00-617-7141	4	7		
5840-00-145-6826	2	1	5355-00-644-3899	5	26		
5310-00-147-3325	4	6	5355-00-644-3899	7	110		
5355-00-150-1736	3	89	5355-00-644-3899	9	37		
5355-00-150-1736	6	15	5305-00-655-9246	3	42		
5355-00-150-1736	9	55	5305-00-655-9246	12	22		
5355-00-150-1736	10	127	5355-00-680-1357	10	100		
5355-00-150-1736	11	21	5305-00-717-6948	17	16		
5355-00-150-1736	14	48	5305-00-717-6949	5	79		
			5305-00-719-5329	17	18		
5305-00-269-3218	15	14	5305-00-719-5346	5	25		
5920-00-284-6787	10	112	5305-00-719-5346	7	104		
5920-00-504-8634	10	113	5305-00-719-5346	9	36		
5355-00-518-4627	18	71	5355-00-721-8706	3	31		
5920-00-519-7659	12	25	5920-00-755-3235	7	2		
5355-00-520-9507	19	43	6240-00-763-7744	4	3		
5355-00-543-0818	3	45	6240-00-763-7744	9	34		
5920-00-557-2647	8	25	5310-00-773-7618	15	11		
5355-00-559-4434	3	26	5840-00-775-3765	1	2		
5840-00-562-6278	1	8	5315-00-841-4442	3	90		
5355-00-571-0243	16	20	5315-00-841-4442	6	14		
5355-00-571-0243	17	17	5315-00-841-4442	9	54		
5895-00-572-4500	20	1	5315-00-841-4442	10	126		
5895-00-572-4501	20	4	5315-00-841-4442	11	22		
5895-00-573-5713	20	5	5310-00-913-8881	15	9		
5895-00-573-5714	20	3	5310-00-984-7042	15	12		
PART NUMBER	FSCM	FIG. NO.	ITEM NO.	PART NUMBER	FSCM	FIG. NO.	ITEM NO.
				MS90725-71	96906	15	10
				MS91528-1F2B	96906	10	100
				MS91528-1P2B	96906	3	43
				MS91528-1P2B	96906	5	80
				MS91528-1P2B	96906	12	21
FO2A250V4A	81349	8	25	OA2665FPN40	80058	1	1
FO2A250VSA	81349	10	112	OA2666FPN40	80058	15	1
F02B250V1-16AS	81349	12	25	OA2667FPN40	80058	15	5
F02B250V1-4A	81349	10	113	OAC960C416LBO	30485	4	6
F02B250V3-4A	81349	7	2	SM104GP	80058	1	8
GS12-100	24930	13	22	S293-3LBB	75376	18	71
GS12-110	24930	19	43	S8133-1	75376	3	31
GS12-150	24930	5	26	OA2664FPN40	80058	1	2
GS12-150	24930	7	110	127063	24930	1	7
GS12-150	24930	9	37	334	81705	3	33
GS12-151	24930	7	105	5D2-3	03493	20	4
GS12-151	24930	10	98	5EF	03493	20	3
GS12-151	24930	19	44	5HB	03493	20	5
GS12-152	24930	7	107	5PC	03493	20	2
GS12-300	24930	3	26	5SAXV	03493	20	1
G410014-12	24930	4	5	65727-2	24930	16	20
MS15795-814	96906	15	11	65727-2	24930	17	17
MS171530	96906	3	90				
MS171530	96906	6	14	71782	24930	3	47
MS171530	96906	9	54	71783	24930	3	45
MS171530	96906	10	126	74674	24930	1	6
MS171530	96906	11	22	77509-1	24930	3	89
MS18209-387	96906	4	3	77509-1	24930	6	15
MS18209-387	96906	9	34	77509-1	24930	9	55
MS35338-141	96906	15	12	77509-1	24930	10	127
MS51021-10	96906	3	42	77509-1	24930	11	21
MS51021-10	96906	12	22	77509-1	24930	14	48
MS51963-10	96906	5	79	78551	24930	4	7
MS51963-11	96906	17	16	78834	24930	2	19
MS51963-20	96906	17	18	78844	24930	2	1
MS51971-3	96906	15	9	800-030-3-8	83259	15	13
MS90725-68	96906	15	14				

SECTION IV

TM 11-5840-293-20P

NATIONAL STOCK NUMBER INDEX AND PART NUMBER INDEX

STOCK NUMBER	FIG.	ITEM	STOCK NUMBER	FIG.	ITEM
--------------	------	------	--------------	------	------

LATEST NATIONAL STOCK NUMBER ASSIGNMENTS

STOCK NUMBER	FIG. NO.	ITEM NO.	STOCK NUMBER	FIG. NO.	ITEM NO.
5305-00-269-3221	15	10	5305-00-719-5346	3	46
5355-00-304-7874	13	22	5840-00-752-0606	15	5
5355-00-644-2306	7	105	5840-00-752-0620	1	1
5355-00-644-2306	10	98	5840-00-752-0624	15	1
5355-00-644-2306	19	44			

LATEST PART NUMBER ASSIGNMENTS

PART NUMBER	FSCM	FIG. NO	ITEM NO.
AN565D832H4	88044	3	46
AN565D832H4	88044	5	25
AN565D832H4	88044	7	104
AN565832H4	88044	8	36

U.S. GOVERNMENT PRINTING OFFICE: 1991 - 281-486/42084

57/(58 blank)

By Order of the Secretary of the Army:

BERNARD W. ROGERS
General, United States Army
Chief of Staff

Official:

J.C. PENNINGTON
Brigadier General, United States Army
The Adjutant General

Distribution:

To be distributed in accordance with DA Form 12-36, Organizational maintenance requirements for AN/FPN-40.

RECOMMENDED CHANGES TO EQUIPMENT TECHNICAL PUBLICATIONS



THEN... JOT DOWN THE DOPE ABOUT IT ON THIS FORM, CAREFULLY TEAR IT OUT, FOLD IT AND DROP IT IN THE MAIL!

SOMETHING WRONG WITH THIS PUBLICATION?

FROM: (PRINT YOUR UNIT'S COMPLETE ADDRESS)

DATE SENT

PUBLICATION NUMBER

PUBLICATION DATE

PUBLICATION TITLE

BE EXACT... PIN-POINT WHERE IT IS

PAGE NO.

PARA-GRAPH

FIGURE NO.

TABLE NO.

IN THIS SPACE TELL WHAT IS WRONG AND WHAT SHOULD BE DONE ABOUT IT:

TEAR ALONG PERFORATED LINE

PRINTED NAME, GRADE OR TITLE, AND TELEPHONE NUMBER

SIGN HERE:

DA FORM 2028-2
1 JUL 79

PREVIOUS EDITIONS ARE OBSOLETE.

P.S.—IF YOUR OUTFIT WANTS TO KNOW ABOUT YOUR RECOMMENDATION MAKE A CARBON COPY OF THIS AND GIVE IT TO YOUR HEADQUARTERS.

